

PRODUCT
CATALOGUE

Color of High Quality





Betek Boya Kimya ve Sanayi A.Ş., founded in 1988, in the early years of its entrance into the sector, has developed high quality products at concrete mixture, ready-mixed mortar and water isolation material fields needed by construction materials market. High demand, that arisen due to its effective sales and marketing systems, has enabled the company to grow rapidly. Betek has embarked on search for new markets with experience and power it gained regarding construction materials and added construction paint to its product range.

By using the latest production technologies, with products that direct consumer demands, that make a breakthrough, Betek has earned the identity "leading and innovative brand that makes quality production", and in a split second -and in a manner that is exemplary in the industry- has become the strongest company of the Turkey's paint industry. By 2001, it has risen to market leadership in paint industry. Betek, by believing the importance of brand investment on its way to leader position in the sector has made sustainable investments in this regard, has created Filli Boya and Fawori brands which won the hearts of the Turkish consumers. With more than a thousand employees, nearly 3,000 point of sales, Betek has left its mark on the sector, and has risen to a significant position not only in paint sector but amongst the most significant industrial organization in Turkey.

The year 2003 have a cornerstone value in the development process of Betek Boya Kimya ve Sanayi A.Ş. On this date, Betek has initiated its activities in the field of heat insulation and has undertaken leadership duty in this sector by its activities in "insulation" sector which it sees as a social responsibility project for the sake of the future. Betek AŞ, with Gebze Factory which is the first integrated plant of Turkey where it conducts the production of all main components of paint and heat insulation systems, have attained the leading organization position of Turkey in the insulation sector just as it is in paint sector.

Betek, which enhances its power each year with its growth rate it achieves over its competitors and sector, in November 2007 has initiated the opening of RMI Scientific Research Center which has great services to its development on paint and heat insulation and to the sector. Finally, with its annual production of 150,000 tonnes dry mortar and 400,000 m³ EPS materials in its facility which has been founded on an area of 100,000 m² in Kayseri; has started to produce all the main components of heat insulation systems.

Betek, which took showing the domestic success it has achieved in foreign markets as its mission, with the manufacturing facility with 26,000 tonnes of paint production capacity founded on an area of 11,000 m² in Egypt and with its exports to tens of countries, is also in the leading position in exports.

Betek, which has become a strong brand by the cooperation of labor with science and technology through always placing importance on research and development, has never forgotten the nature which has given inspiration to it in all the activities it has conducted. It has always paid attention to using the limited energy resources of our world and country most efficiently. Has executed a large number of projects in order to instill this idea to sector employees and public opinion. Has made great contributions to environment and national economics through its resource consumption, waste management, recovery and recycling practices. Has managed to stay eco-friendly with both its products and production facilities.

The objective is to make Betek, which rises on these values, a brand that has a voice worldwide.



Index

Interior Paints & Primers	6
Exterior Paints & Primers.....	36
Synthetic Product Group.....	54
Wood Products	72
Construction Chemicals	86
Glues.....	102
Thermal Insulation.....	110
Ground Preparations	128
Primer Products Usage Areas.....	134
Wood Products Usage Areas.....	136
Consumption Sheet.....	140

Interior

Exterior

Synthetic

Wood Products

Construction Chemicals

Glues

Thermal Insulation



All colors you can
imagine **encolour**
your home with Betek.

Exclusive paint production

Betek, the leader of paint sector with its technological supremacy which is shaped with customer expectations and trends, presents exclusive colors with Betekmix which allows producing all the colors human eye can see.

Betekmix is a coloring system that allows you to get the colors you like in an instant. Desired colors, tone and quantity can be produced especially for you at the Betek stores that have coloring machine systems with exclusive paint production. Desired color tone can be produced and offered in an instant. You can choose your own special color through not only Betekmix color card but also numerous international color cards. Betekmix coloring system that allows defining exact definition of different colors makes it possible to produce all the colors human eye can see.

Features of Betekmix Coloring System

With Betekmix "Exclusive Paint Production" System, both water based and solvent based products can be colored. Coloring water based products with water based pastes and solvent based products with solvent based pastes, Betekmix systems offers a paint quality with much superior performance compared to the products colored with universal pastes.

BETEK MIX





INTERIOR
PAINTS &
PRIMERS



BETEK SATIN



- ✘ High hiding power and real wipe-clean feature
- ✘ Has distinctive silk-matt finish
- ✘ Its silicone technology contributes high durability
- ✘ Causes no cracking, blistering or flaking
- ✘ Provides saving from labor due to its easy-to-spread texture
- ✘ No disturbing odor due its water-based formula
- ✘ Environmental-friendly



PRODUCT DESCRIPTION

Water-based, synthetic emulsion resin-based, silicone-added, silk-matt looking decorative interior top coat paint.

SPECIFICATIONS

Offers a real wipe-clean feature thanks to its distinctive semi-matte finish and its high durability achieved by reinforcement with silicon technology. High hiding power and real wipe-clean feature. Causes no cracking, blistering or flaking. Provides saving from labor thanks to its easy-to-spread texture. No disturbing odor due its water-based formula and environmental-friendly.

APPLICATION SURFACES

BetekSatin is applied as a topcoat onto surfaces exposed to prior preparations such as satin plaster, putty and primer; new and even interior surfaces, walls and ceilings; old-painted interior surfaces that have lost their color; glass textiles; and paintable wallpapers.

APPLICATION

Ensure the application surface is smooth, secure and in a well condition to hold the primer and the top-coat paint. Clean all types of stain, dust, block grease, loose layers and make the required surface corrections. Comply with the defined setting periods on concrete, brute concrete and new plastered surfaces (28 days).

Sand the surfaces using fine grained emery paper before starting to apply primer on old painted water-solvent based surfaces. Use Betek Primer on the new plastered surfaces that will be painted for the first time.

Apply Betek Gypsum Primer or Betek 1/7-1/10 Concentrated Primer on absorbing and high dust generating surfaces like plaster, lime, whitewash and aerated concrete as a single coat without combing and polishing in a way that will not create a glassy thin film layer on the surface. Do not apply the paint directly on lime. Apply one or two coats of top coat paint after applying one coat of stain hiding paint on very dirty surfaces in order to improve the hiding power. Ensure the ambient and the surface temperature is between +5°C and +30°C during the application and until the product is fully dry, and protect the surfaces against frost. Apply using a brush, a roller or a sprayer. You can access the MSDS and TDS forms including the information regarding detailed application, healthy-safety-handling risks and precautions on www.betekexport.com.

*Please go to page 127 for notes.

TECHNICAL VALUES

Binder	Acrylic / Silicone
Thinner	Water
Application tools	Brush, roller, sprayer
Touch dryness	30-60 min
Resting period between coats	4-6 h
Final drying	24 h
Density	1,38 g/ml
Color	Interior Paints Color Card and Fan Deck
Consumption	13-18 m ² /L in a single coat depending on the absorbency and structure of the application surface

Airless Spraying

Pressure : 120-140 bar
 Nozzle Angle : 50°
 Nozzle Size (inch) : 0.019"
 Thinning : 10%

THINNING

Recommended to be applied in two coats after thinning by 20% with clean water in brush and roller applications.

DRYING TIME (AT 20°C, 65% RH)

Touch dryness: 30 - 60 minutes
 Resting period between coats: 4-6 hours
 Final drying: 24 hours (drying time can increase at higher relative humidity and lower temperature values)

STORAGE

May be stored for 3 years in its unopened packaging in a cool and dry environment protected against frosting and direct sunlight. Close the package right after application in an air-tight manner.



BETEK SIL



- ☒ Silicone added
- ☒ Has a high hiding power
- ☒ With its silky matte texture, gives a feeling of spaciousness by reflecting light
- ☒ Better wipeability and resistance due to its improved surface usage performance
- ☒ Does not crack, blister or fall by integrating into the application surface
- ☒ Provides saving from labor due to its easy-to-spread texture
- ☒ No disturbing odor due its water-based formula
- ☒ Environmental-friendly

PRODUCT DESCRIPTION

Water-based, silicone-added, silky matte, wipeable decorative top coat interior paint.

SPECIFICATIONS

With its silky matte texture, gives a feeling of spaciousness by reflecting light. Better wipeability and resistance thanks to its improved surface usage performance. Does not crack, blister or fall by integrating into the application surface. Provides saving from labor thanks to its easy-to-spread texture. No disturbing odor due its water-based formula and environmental-friendly.

APPLICATION SURFACES

Beteksil is applied as a topcoat onto surfaces exposed to prior preparations such as satin plaster, putty and primer; new and even interior surfaces, walls and ceilings; old-painted interior surfaces that have lost their color; glass textiles; and paintable wallpapers.

APPLICATION

Ensure the application surface is smooth, secure and in a well condition to hold the primer and the top-coat paint. Clean all types of stain, dust, block grease, loose layers and make the required surface corrections. Comply with the defined setting periods on concrete, brute concrete and new plastered surfaces (28 days). Sand the surfaces using fine grained emery paper before starting to apply primer on old painted water-solvent based surfaces. Use Betek Primer on the new plastered surfaces that will be painted for the first time. Apply Betek Gypsum Primer or Betek 1/7-1/10 Concentrated Primer on absorbing and high dust generating surfaces like plaster, lime, whitewash and aerated concrete as a single coat without combing and polishing in a way that will not create a glassy thin film layer on the surface. Do not apply the paint directly on lime. Apply one or two coats of top coat paint after applying one coat of stain hiding paint on very dirty surfaces in order to improve the hiding power. Ensure the ambient and the surface temperature is between +5°C and +30°C during the application and until the product is fully dry, and protect the surfaces against frost. Apply using a brush, a roller or a sprayer. You can access the MSDS and TDS forms including the information regarding detailed application, healthy-safety-handling risks and precautions on www.betekexport.com.

TECHNICAL VALUES

Binder	Acrylic / Silicone
Thinner	Water
Application tools	Brush, roller, sprayer
Touch dryness	30-60 min
Resting period between coats	4-6 h
Final drying	24 h
Density	1,33 g/ml
Color	Interior Paints Color Card and Fan Deck
Consumption	13-18 m ² /L in a single coat depending on the absorpency and structure of the application surface

Airless Spraying

Pressure	: 120-140 bar
Nozzle Angle	: 50°
Nozzle Size (inch)	: 0.019"
Thinning	: 5%

THINNING

Recommended to be applied in two coats after thinning by 10% with clean water in brush and roller applications.

DRYING TIME (AT 20°C, 65% RH)

Touch dryness: 30 - 60 minutes
 Resting period between coats: 4-6 hours
 Final drying: 24 hours (drying time can increase at higher relative humidity and lower temperature values)

STORAGE

May be stored for 3 years in its unopened packaging in a cool and dry environment protected against frosting and direct sunlight. Close the package right after application in an air-tight manner.

*Please go to page 127 for notes.



BETEK MAX



- ☒ Silicone added
- ☒ Betek Max is a wipeable paint with unique soft matte texture
- ☒ Has a high resistance and hiding power due to the silicone technology
- ☒ Integrates with the surface of application
- ☒ Causes no cracking, blistering or flaking
- ☒ Provides saving from labor due to its easy-to-spread texture
- ☒ No disturbing odor due its water-based formula
- ☒ Environmental-friendly

PRODUCT DESCRIPTION

Water-based, silicone-added, emulsion-based, matte-looking decorative interior top coat paint.

SPECIFICATIONS

Betek Max is a wipeable paint with unique soft matte texture besides high resistance and hiding power obtained thanks to the silicone technology. Integrates with the surface of application. Causes no cracking, blistering or flaking. Provides saving from labor thanks to its easy-to-spread texture. No disturbing odor due its water-based formula and environmental-friendly.

APPLICATION SURFACES

Betek Max is applied as a topcoat onto surfaces exposed to prior preparations such as satin plaster, putty and primer; new and even interior surfaces, walls and ceilings; old-painted interior surfaces that have lost their color; glass textiles; and paintable wallpapers.

APPLICATION

Ensure the application surface is smooth, secure and in a well condition to hold the primer and the top-coat paint. Clean all types of stain, dust, block grease, loose layers and make the required surface corrections. Comply with the defined setting periods on concrete, brute concrete and new plastered surfaces (28 days). Sand the surfaces using fine grained emery paper before starting to apply primer on old painted water-solvent based surfaces. Use Betek Primer on the new plastered surfaces that will be painted for the first time. Apply Betek Gypsum Primer or Betek 1/7-1/10 Concentrated Primer on absorbing and high dust generating surfaces like plaster, lime, whitewash and aerated concrete as a single coat without combing and polishing in a way that will not create a glassy thin film layer on the surface. Do not apply the paint directly on lime. Apply one or two coats of top coat paint after applying one coat of stain hiding paint on very dirty surfaces in order to improve the hiding power. Ensure the ambient and the surface temperature is between +5°C and +30°C during the application and until the product is fully dry, and protect the surfaces against frost. Apply using a brush, a roller or a sprayer. You can access the MSDS and TDS forms including the information regarding detailed application, healthy-safety-handling risks and precautions on www.betekexport.com.

TECHNICAL VALUES

Binder	Acrylic / Silicone
Thinner	Water
Application tools	Brush, roller, sprayer
Touch dryness	30-60 min
Resting period between coats	4-6 h
Final drying	24 h
Density	1,44 g/ml
Color	Interior Paints Color Card and Fan Deck
Consumption	13-18 m ² /L in a single coat depending on the absorbency and structure of the application surface

Airless Spraying

Pressure: 120-140 bar
 Nozzle Angle: 50°
 Nozzle Size (inch): 0.019"
 Thinning: 10%

THINNING

Recommended to be applied in two coats after thinning by 20% with clean water in brush and roller applications.

DRYING TIME (AT 20°C, 65% RH)

Touch dryness: 30 - 60 minutes
 Resting period between coats: 4-6 hours
 Final drying: 24 hours (drying time can increase at higher relative humidity and lower temperature values)

STORAGE

May be stored for 3 years in its unopened packaging in a cool and dry environment protected against frosting and direct sunlight. Close the package right after application in an air-tight manner.

*Please go to page 127 for notes.



BETEK PRO



- ✘ Reinforced with potassium silicate and methyl silicate technology
- ✘ Provides double adherence with this property besides the adherence of the paint
- ✘ Enables the paint to breath
- ✘ Covers surface defects with its matte texture
- ✘ Low consumption
- ✘ No disturbing odor due its water-based formula
- ✘ Environmental-friendly

PRODUCT DESCRIPTION

Decorative professional matte interior paint based on acrylic copolymers reinforced with potassium silicate and methyl silicate.

SPECIFICATIONS

Betek Pro improves adherence by uniting with the silicas on the application surface while improving the resistance of the paint layer with the silification reaction of the potassium silicate in its formula with carbon dioxide. Thus, provides double adherence with this property besides the adherence of the paint. Moreover, enables the paint to breath by transforming into a maze mesh structure with the reaction of methyl silicate in its formula with carbon dioxide. Covers surface defects with its matte texture. Low consumption. No disturbing odor due its water-based formula and environmental-friendly.

APPLICATION SURFACES

Betek Pro is applied after priming on interior old-new painted/plastered ceilings-walls, plaster, putty, plasterboard, concrete board, OSB, glass textile surfaces.

APPLICATION

Ensure the application surface is smooth, secure and in a well condition to hold the primer and the top-coat paint. Clean all types of stain, dust, block grease, loose layers and make the required surface corrections. Comply with the defined setting periods on concrete, brute concrete and new plastered surfaces (28 days). Sand the surfaces using fine grained emery paper before starting to apply primer on old painted water-solvent based surfaces. Use Betek Primer on the new plastered surfaces that will be painted for the first time. Apply Betek Gypsum Primer or Betek 1/7-1/10 Concentrated Primer on absorbing and high dust generating surfaces like plaster, lime, whitewash and aerated concrete as a single coat without combing and polishing in a way that will not create a glassy thin film layer on the surface. Do not apply the paint directly on lime. Apply one or two coats of top coat paint after applying one coat of stain hiding paint on very dirty surfaces in order to improve the hiding power. Ensure the ambient and the surface temperature is between +5°C and +30°C during the application and until the product is fully dry, and protect the surfaces against frost. Apply using a brush, a roller or a sprayer. You can access the MSDS and TDS forms including the information regarding detailed application, healthy-safety-handling risks and precautions on www.betekexport.com.

*Please go to page 127 for notes.

TECHNICAL VALUES

Binder	Acrylic
Thinner	Water
Application tools	Brush, roller, sprayer
Touch dryness	30-60 min
Resting period between coats	4-6 h
Final drying	24 h
Density	1,46 g/ml
Color	Betekmatic Color Card
Consumption	14-20 m ² /L in a single coat depending on the absorbency and structure of the application surface

Airless Spraying	
Pressure	: 120-140bar
Nozzle Angle	: 50°
Nozzle Size (inch)	: 0.019"
Thinning (Water)	: 10% (Volume)

THINNING


Recommended to be applied in two coats after thinning by 25% with clean water in brush and roller applications.

DRYING TIME (AT 20°C, 65% RH)

Touch dryness: 30 - 60 minutes
 Resting period between coats: 4-6 hours
 Final drying: 24 hours (drying time can increase at higher relative humidity and lower temperature values)

STORAGE

May be stored for 3 years in its unopened packaging in a cool and dry environment protected against frosting and direct sunlight. Close the package right after application in an air-tight manner.



BETEK SUPER PLUS



- ✘ First class quality
- ✘ Gives matte and smooth look
- ✘ Has a high grade water tolerant structure
- ✘ High hiding power
- ✘ Integrates with the surface of application
- ✘ Features a high level of breathability
- ✘ No blistering and flaking
- ✘ No disturbing odor due its water-based formula
- ✘ Environmental-friendly

PRODUCT DESCRIPTION

Acrylic copolymer-based, matte-looking, emulsion-based, high-grade, decorative interior top-coat emulsion paint.

SPECIFICATIONS

With its high grade water tolerant structure, high hiding power and matte and smooth look. Integrates with the surface of application. Features a high level of breathability. No blistering and flaking. No disturbing odor due its water-based formula and environmental-friendly.

APPLICATION SURFACES

Betek Super Plus is applied after priming on interior old-new painted/plastered ceilings-walls, plaster, putty, plasterboard, concrete board, OSB, glass textile surfaces.

APPLICATION

Ensure the application surface is smooth, secure and in a well condition to hold the primer and the top-coat paint. Clean all types of stain, dust, block grease, loose layers and make the required surface corrections. Comply with the defined setting periods on concrete, brute concrete and new plastered surfaces (28 days). Sand the surfaces using fine grained emery paper before starting to apply primer on old painted water-solvent based surfaces. Use Betek Primer on the new plastered surfaces that will be painted for the first time. Apply Betek Gypsum Primer or Betek 1/7-1/10 Concentrated Primer on absorbing and high dust generating surfaces like plaster, lime, whitewash and aerated concrete as a single coat without combing and polishing in a way that will not create a glassy thin film layer on the surface. Do not apply the paint directly on lime. Apply one or two coats of top coat paint after applying one coat of stain hiding paint on very dirty surfaces in order to improve the hiding power. Ensure the ambient and the surface temperature is between +5°C and +30°C during the application and until the product is fully dry, and protect the surfaces against frost. Apply using a brush, a roller or a sprayer. You can access the MSDS and TDS forms including the information regarding detailed application, healthy-safety-handling risks and precautions on www.betekexport.com.

TECHNICAL VALUES

Binder	Acrylic
Thinner	Water
Application tools	Brush, roller, sprayer
Touch dryness	30-60 min
Resting period between coats	4-6 h
Final drying	24 h
Density	1,65g/ml
Color	Interior Paints Color Card and Fan Deck
Consumption	13-17 m ² /L in a single coat depending on the absorbency and structure of the application surface

Airless Spraying

Pressure	: 120-140bar
Nozzle Angle	: 50°
Nozzle Size (inch)	: 0.019"
Thinning (Water)	: 10% (Volume)

THINNING

Recommended to be applied in two coats after thinning by 25% with clean water in brush and roller applications.

DRYING TIME (AT 20°C, 65% RH)

Touch dryness: 30 - 60 minutes
 Resting period between coats: 4-6 hours
 Final drying: 24 hours (drying time can increase at higher relative humidity and lower temperature values)

STORAGE

May be stored for 3 years in its unopened packaging in a cool and dry environment protected against frosting and direct sunlight. Close the package right after application in an air-tight manner.

*Please go to page 127 for notes.



BETEK PLUS



- ☒ Gives matte and smooth look
- ☒ Has a high grade water tolerant structure
- ☒ Integrates with the surface of application
- ☒ Water based
- ☒ Environmental-friendly

PRODUCT DESCRIPTION

Styrene-Acrylic copolymer-based, matte-looking, decorative interior top-coat interior paint.

SPECIFICATIONS

Betek Plus has matte and smooth look. Integrates with the surface of application. No disturbing odor due its water-based formula and environmental-friendly.

APPLICATION SURFACES

Betek Plus is applied after priming on interior old-new painted/plastered ceilings-walls, plaster, putty, plasterboard, concrete board, OSB, glass textile surfaces.

APPLICATION

Ensure the application surface is smooth, secure and in a well condition to hold the primer and the top-coat paint. Clean all types of stain, dust, block grease, loose layers and make the required surface corrections. Comply with the defined setting periods on concrete, brute concrete and new plastered surfaces (28 days).

Sand the surfaces using fine grained emery paper before starting to apply primer on old painted water-solvent based surfaces.

Use Betek Primer on the new plastered surfaces that will be painted for the first time.

Apply Betek Gypsum Primer or Betek 1/7-1/10 Concentrated Primer on absorbing and high dust generating surfaces like plaster, lime, whitewash and aerated concrete as a single coat without combing and polishing in a way that will not create a glassy thin film layer on the surface. Do not apply the paint directly on lime. Apply one or two coats of top coat paint after applying one coat of stain hiding paint on very dirty surfaces in order to improve the hiding power. Ensure the ambient and the surface temperature is between +5°C and +30°C during the application and until the product is fully dry, and protect the surfaces against frost. Apply using a brush, a roller or a sprayer. You can access the MSDS and TDS forms including the information regarding detailed application, healthy-safety-handling risks and precautions on www.betekexport.com.

TECHNICAL VALUES

Binder	Styrene-Acrylic
Thinner	Water
Application tools	Brush, roller, sprayer
Touch dryness	60-90 min
Resting period between coats	6-8 h
Final drying	24 h
Density	1,65g/ml
Color	Interior Paints Color Card and Fan Deck
Consumption	13-17 m ² /L in a single coat depending on the absorbency and structure of the application surface

Airless Spraying

Pressure	: 120-140bar
Nozzle Angle	: 50°
Nozzle Size (inch)	: 0.019"
Thinning (Water)	: 10% (Volume)

THINNING

Recommended to be applied in two coats after thinning by 25% with clean water in brush and roller applications.

DRYING TIME (AT 20°C, 65% RH)

Touch dryness: 60 - 90 minutes
 Resting period between coats: 6-8 hours
 Final drying: 24 hours (drying time can increase at higher relative humidity and lower temperature values)

STORAGE

May be stored for 3 years in its unopened packaging in a cool and dry environment protected against frosting and direct sunlight. Close the package right after application in an air-tight manner.

*Please go to page 127 for notes.



BETEK PLASTIC



- ✘ Offers economy and quality together
- ✘ Has a high hiding power and water tolerant structure
- ✘ Integrates with the surface of application
- ✘ No blistering and flaking
- ✘ No disturbing odor due its water-based formula
- ✘ Environmental-friendly



PRODUCT DESCRIPTION

Acrylic copolymer-based decorative interior top-coat emulsion paint.

SPECIFICATIONS

Offers economy and quality together with its high hiding power and water tolerant structure. Integrates with the surface of application. No blistering and flaking. No disturbing odor due its water-based formula and environmental-friendly.

APPLICATION SURFACES

Betek Plastic is applied after priming on interior old-new painted/ plastered ceilings-walls, plaster, putty, plasterboard, concrete board, OSB, glass textile surfaces.

APPLICATION

Ensure the application surface is smooth, secure and in a well condition to hold the primer and the top-coat paint. Clean all types of stain, dust, block grease, loose layers and make the required surface corrections. Comply with the defined setting periods on concrete, brute concrete and new plastered surfaces (28 days). Sand the surfaces using fine grained emery paper before starting to apply primer on old painted water-solvent based surfaces. Use Betek Primer on the new plastered surfaces that will be painted for the first time. Apply Betek Gypsum Primer or Betek 1/7-1/10 Concentrated Primer on absorbing and high dust generating surfaces like plaster, lime, whitewash and aerated concrete as a single coat without combing and polishing in a way that will not create a glassy thin film layer on the surface. Do not apply the paint directly on lime. Apply one or two coats of top coat paint after applying one coat of stain hiding paint on very dirty surfaces in order to improve the hiding power. Ensure the ambient and the surface temperature is between +5°C and +30°C during the application and until the product is fully dry, and protect the surfaces against frost. Apply using a brush, a roller or a sprayer. You can access the MSDS and TDS forms including the information regarding detailed application, healthy-safety-handling risks and precautions on www.betekexport.com.

TECHNICAL VALUES

Binder	Acrylic
Thinner	Water
Application tools	Brush, roller, sprayer
Touch dryness	30-60 min
Resting period between coats	6 h
Final drying	24 h
Density	1,58 g/ml
Color	Interior Paints Color Card
Consumption	12-16 m ² /L in a single coat depending on the absorbency and structure of the application surface

Airless Spraying	
Pressure	: 120-140bar
Nozzle Angle	: 50°
Nozzle Size (inch)	: 0.019"
Thinning (Water)	: 10% (Volume)

THINNING

Recommended to be applied in two coats after thinning by 30% with clean water in brush and roller applications.

DRYING TIME (AT 20°C, 65% RH)

Touch dryness: 30 - 60 minutes
 Resting period between coats: 6 hours
 Final drying: 24 hours (drying time can increase at higher relative humidity and lower temperature values)

STORAGE

May be stored for 3 years in its unopened packaging in a cool and dry environment protected against frosting and direct sunlight. Close the package right after application in an air-tight manner.

*Please go to page 127 for notes.



BETEKMATIC



- ✘ 24 different color tubes
- ✘ Can be mixed with water based BETEK white products
- ✘ Can be applied alone
- ✘ It is water-based acrylic resin based
- ✘ High binding power
- ✘ Highly concentrated
- ✘ Has pigments ensuring perfect result at every application

PRODUCT DESCRIPTION

144 harmonious colors are obtained by mixing 24 different color tubes with water-based white products. Betekmatic that has a smooth look is not just used for coloring water-based white products, but also independently. It is water-based acrylic resin based and has pigments ensuring perfect result at every application.

APPLICATION SURFACES

Can be used for decorative purposes on exposed concrete, plastered, paste-treated, wood and mineral-based interior and exterior surfaces of buildings. Used in coloring all paint and coating products with inorganic binders like cement, lime and silicate besides all paint and coating products with organic binders like water-based acrylic and vinyl acetate.

APPLICATION

Ensure the application surface is smooth, secure and in a well condition to hold the primer and the top-coat paint. Clean all types of stain, dust, block grease, loose layers and make the required surface corrections. Comply with the defined setting periods on concrete, brute concrete and new plastered surfaces (28 days).

Sand the surfaces using fine grained emery paper before starting to apply primer on old painted water-solvent based surfaces.

Use Betek Primer on the new plastered surfaces that will be painted for the first time.

Apply Betek Gypsum Primer or Betek 1/7-1/10 Concentrated Primer on absorbing and high dust generating surfaces like plaster, lime, whitewash and aerated concrete as a single coat without combing and polishing in a way that will not create a glassy thin film layer on the surface. Do not apply the paint directly on lime. Apply one or two coats of top coat paint after applying one coat of stain hiding paint on very dirty surfaces in order to improve the hiding power. Ensure the ambient and the surface temperature is between +5°C and +30°C during the application and until the product is fully dry, and protect the surfaces against frost. Apply using a brush, a roller or a sprayer. You can access the MSDS and TDS forms including the information regarding detailed application, healthy-safety-handling risks and precautions on www.betekexport.com.

TECHNICAL VALUES

Binder	Acrylic
Thinner	Water
Application tools	Brush, roller, sprayer
Touch dryness	15-30 min
Resting period between coats	4-6 h
Final drying	24 h
Density	1,33 g/ml
Color	Betekmatic Color Card
Consumption	6-9 m ² /L in a single coat depending on the absorbency and structure of the application surface

THINNING

Thin by 5-10% using clean water for brush and roller applications.

DRYING TIME (AT 20°C, 65% RH)

First drying: 15-30 minutes
 Resting period between coats: 4-6 hours
 Full-dryness: 24 hours (drying time can increase at higher relative humidity and lower temperature values).

STORAGE

May be stored for 3 years in its unopened packaging in a cool and dry environment protected against frosting and direct sunlight. Close the package right after application in an air-tight manner.

*Please go to page 127 for notes.

BETEK INTERIOR PASTE



- ✘ Acts as a physically resistant filler in filling the gaps and in correcting existing mistakes
- ✘ Prevents shrinkage cracks to rise up to the top-coat thanks to its flexibility
- ✘ Resistant to water and moisture
- ✘ Creates a very secure and even surface
- ✘ All types of paint can be applied
- ✘ Has low absorbency
- ✘ Has low paint consumption
- ✘ Does not prevent breathability of the surfaces
- ✘ Provides savings in both time and labor

PRODUCT DESCRIPTION

Acrylic copolymer emulsion-based interior smoothing paste.

SPECIFICATIONS

Acts as a physically resistant filler in filling the gaps formed after cleaning old-painted and bloated interior surfaces and in correcting existing mistakes. Prevents shrinkage cracks to rise up to the top-coat thanks to its flexibility. Resistant to water and moisture. Creates a very secure and even surface. All types of paint can be applied provided that the suitable primer is used. Low absorbency, low paint consumption. Does not prevent breathability of the surfaces. thus providing savings in both time and labor.

APPLICATION SURFACES

Can be used safely in correcting concrete and mineral-plastered, old-painted and rough surfaces on interior walls and in filling shrinkage cracks.

APPLICATION

Betek Interior Paste is ready-to-use. Prior to application, the surface should be free of dust, dirt and oils; bulges should be thoroughly rubbed off; and the surface should be dry. Interior paste should be applied after a coat of Betek Primer on mineral-based roughcast interior surfaces with minimal absorbency and without dust emission, and after a coat of Betek Gypsum Primer on surfaces with high absorbency and dust formation. Betek Interior Paste should be applied by ensuring dryness between each coat using a spatula and a flexible steel trowel until surface smoothness is achieved. Drying period between coats is 2 to 4 hours. The surface can be sanded after 24 hours. All types of paint can be used with a suitable primer. Be careful to ensure that ambient and surface temperature stays between +5°C and +30°C throughout the application. New pasted surfaces must be protected from strong winds and sunlight. Used tools should be cleaned with water after the application. After block grease cleaning on exposed concrete surfaces, it is recommended to use Betek Contact before paste. You can access the MSDS and TDS forms including the information regarding detailed application, healthy-safety-handling risks and precautions on www.betekexport.com.

TECHNICAL VALUES

Binder	Acrylic
Thinner	Ready to use
Application tools	Spatula , flexible steel trowel
Touch dryness	1 h
Final drying	24 h
Density	1,77 g/ml
Consumption	0,6-2 m ² /kg in a single coat depending on the absorbency and structure of the application surface

THINNING

Ready to use.

DRYING TIME (AT 20°C, 65% RH)

Touch dryness: 1 hours
Final drying: 24 hours (drying time can increase at higher relative humidity and lower temperature values).

STORAGE

May be stored for 3 years in its unopened packaging in a cool and dry environment protected against frosting and direct sunlight. Close the package right after application in an air-tight manner.

BETEK 1/7-1/10 CONCENTRATED PRIMER


- ✔ It can be used for both silicone and plastic paint
- ✔ Maximizes the adhesion of the paint to the surface
- ✔ High penetration performance
- ✔ Prevents the color changes



BETEK CEILING PLASTIC



- ☒ Water based
- ☒ Has a high level of breathability
- ☒ Gives matt and smooth finish
- ☒ Adheres perfectly to surfaces
- ☒ Features a high covering power
- ☒ No blistering and flaking



PRODUCT DESCRIPTION

Acrylic copolymer emulsion-based, decorative, matt white ceiling paint for interior surfaces.

SPECIFICATIONS

Betek Ceiling Plastic is a water-based paint with a high level of breathability. Matt and smooth finish. Adheres perfectly to surfaces. Features a high covering power. No blistering and flaking.

APPLICATION SURFACES

Preferred to be used on satin plaster, putty, plasterboard surfaces and old painted or primed interior ceiling surfaces with no dusting behavior.

APPLICATION

Ensure the application surface is smooth, secure and in a well condition to hold the primer and the top-coat paint. Clean all types of stain, dust, block grease, loose layers and make the required surface corrections. Comply with the defined setting periods on concrete, brute concrete and new plastered surfaces (28 days).

Apply Betek Gypsum Primer on absorbing and high dust generating surfaces like lime, plaster and whitewash before combing and polishing. Ensure the ambient and the surface temperature is between +5°C and +30°C during the application and until the product is fully dry, and protect the surfaces against frost. Apply using a brush, a roller or a sprayer.

You can access the MSDS and TDS forms including the information regarding detailed application, healthy-safety-handling risks and precautions on www.betekexport.com.

For airless spraying:

Pressure	: 140 bar
Nozzle Angle	: 50°
Nozzle Size (inch)	: 0.019"
Thinning (Water)	: 10-15 % (Volume)

TECHNICAL VALUES

Binder	Acrylic
Thinner	Water
Application tools	Brush, roller, sprayer
Touch dryness	1 h
Resting period between coats	6 h
Final drying	24 h
Density	1,63 g/ml
Consumption	7-10 m ² /kg in a single coat depending on the absorbency and structure of the application surface

THINNING

Recommended to be applied in two coats after thinning by 20% with clean water in brush and roller applications. Recommended to be applied in one coat provided that the sufficient film thickness is achieved after thinning by 10-15% with clean water in airless spraying.

DRYING TIME (AT 20°C, 65% RH)

Touch dryness: 1 hours
 Resting period between coats: 6 hours
 Final drying: 24 hours (drying time can increase at higher relative humidity and lower temperature values)

STORAGE

May be stored for 3 years in its unopened packaging in a cool and dry environment protected against frosting and direct sunlight. Close the package right after application in an air-tight manner.

BETEK SATIN CEILING



- ✘ Has high hiding power
- ✘ Has matt and smooth texture
- ✘ Integrates with the surface of application
- ✘ No blistering and flaking
- ✘ Provides saving from labor due to its easy-to-spread texture
- ✘ It has high breathing capability



PRODUCT DESCRIPTION

An acrylic-emulsion based, white, hiding, specially-formulated, interior ceiling paint.

SPECIFICATIONS

Betek Satin Ceiling is a white ceiling primer with matte and smooth texture and high hiding power. Integrates with the surface of application. No blistering and flaking. Provides saving from labor thanks to its easy-to-spread texture, it has high breathing capability.

APPLICATION SURFACES

Betek Satin Ceiling is preferred to be used on satin plaster, putty, plasterboard surfaces and old painted surfaces with no dusting behavior.

APPLICATION

Ensure the application surface is smooth, secure and in a well condition to hold the primer and the top-coat paint. Clean all types of stain, dust, block grease, loose layers and make the required surface corrections. Comply with the defined setting periods on concrete, brute concrete and new plastered surfaces (28 days).

Apply Betek Gypsum Primer on absorbing and high dust generating surfaces like lime, plaster and whitewash before combing and polishing. Ensure the ambient and the surface temperature is between +5°C and +30°C during the application and until the product is fully dry, and protect the surfaces against frost. Apply using a brush, a roller or a sprayer.

You can access the MSDS and TDS forms including the information regarding detailed application, healthy-safety-handling risks and precautions on www.betekexport.com.

For airless spraying:

- Pressure : 120-140bar
- Nozzle Angle : 50°
- Nozzle Size (inch) : 0.019"
- Thinning : 10%

TECHNICAL VALUES

Binder	Acrylic
Thinner	Water
Application tools	Brush, roller, sprayer
Touch dryness	1 h
Resting period between coats	6 h
Final drying	24 h
Density	1,64 g/ml
Consumption	12-16 m ² /L in a single coat depending on the absorbency and structure of the application surface

THINNING

Recommended to be applied in two coats after thinning by 25% with clean water in brush and roller applications.

DRYING TIME (AT 20°C, 65% RH)

- Touch dryness: 1 hours
- Resting period between coats: 6 hours
- Final drying: 24 hours (drying time can increase at higher relative humidity and lower temperature values)

STORAGE

May be stored for 3 years in its unopened packaging in a cool and dry environment protected against frosting and direct sunlight. Close the package right after application in an air-tight manner.

BETEK 1/7-1/10 CONCENTRATED PRIMER



- ✘ Forms a connecting bridge between the paint and the surface
- ✘ Maximizes the adhesion of the paint to the surface
- ✘ Decreases the absorbing power of the surface
- ✘ Prevents the paint to dry fast
- ✘ Prevents the color changes
- ✘ Reduces the paint consumption significantly
- ✘ High penetration performance

PRODUCT DESCRIPTION

Water based, intensely concentrate primer with high penetration and adherence.

SPECIFICATIONS

Betek 1/7-1/10 Concentrated Primer enables a better adhesion by setting a bridge between the paint and the surface. It reduces the absorbance of the applied surface, prevents quick dry of the paint and uneven color distribution by the final coat on surfaces with different absorbance. Reduces paint use and returns profit.

APPLICATION SURFACES

Applied on plaster, whitewash, surfaces with low quality paint absorbance, aerated concrete, and similar surfaces with high absorbance and with dusting behavior.

APPLICATION

Application surface has to be dry, clean and self-supporting. The primer shall be applied after dusting off the surface with sandpaper on plaster and similar surfaces. Once reduced, Betek 1/7-1/10 Concentrated Primer shall be applied by roller brush or paintbrush without polishing or polling. The surface temperature shall be between +5°C and +30°C during application. The surface must be protected against frost. The paint coat should be applied at least 4 hours following Betek 1/7-1/10 Concentrated Primer application. It is absolutely inadvisable to use the primer by reducing with less water or by polling, for isolation purposes, on solvent-based primer, glitoline paste or on paint. You can access the MSDS and TDS forms including the information regarding detailed application, healthy-safety-handling risks and precautions on www.betekexport.com.

Note: Any vitreous surface shall be formed upon Betek 1/7-1/10 Concentrated Primer applied surfaces. The surface shall be absolutely cleaned and mattified by sandpaper or by mechanic methods. If not, problems such as peeling, cracking, spalling, roller brush marks or concealing issues may appear. The primer shall never be applied by Airless (spraying) method and without being reduced.

TECHNICAL VALUES

Binder	Acrylic
Thinner	Water
Application tools	Brush, roller
Touch dryness	1 h
Paint Application	4 h
Density	1,02 g/ml
Consumption	40-65 m ² /L in a single coat (1/7 dilution) depending on the absorbency and structure of the application surface

THINNING

For silicone paints 1 dose primer with 7 dosed water, for plastic paints 1 dose primer with 10 doses water.

DRYING TIME (AT 20°C, 65% RH)

Touch dry: 1 hour
Paint application: 4 hours (drying time may be longer with higher relative humidity and lower temperatures).

STORAGE

Can be stored unopened for 3 years in a cool and dry place protected from frost and direct sunlight. Cap hermetically just after use.

BETEK PRIMER



- ✘ Forms a binding bridge between the paint and the surface
- ✘ Improves adherence
- ✘ Decreases paint consumption
- ✘ Ensures paint and time saving
- ✘ Has high hiding power

PRODUCT DESCRIPTION

Acrylic copolymer emulsion-based interior primer.

SPECIFICATIONS

Forms a binding bridge between the paint and the surface, improves adherence and decreases paint consumption. Ensures paint and time saving with its high hiding power and adherence quality.

APPLICATION SURFACES

Betek Primer is used as a primer on brute concrete, smooth and rough plasters, mineral-based surfaces, and faded self-supporting silicone or acrylic-based old painted surfaces.

APPLICATION

Ensure the application surface is smooth, secure and in a well condition to hold the primer and the top-coat paint. Clean all types of stain, dust, block grease, loose layers and make the required surface corrections. Comply with the defined setting periods on concrete, brute concrete and new plastered surfaces (28 days). Dull the surface with sand paper before moving on to a water-based system on old/new synthetic painted surfaces and in Silky-matt - Semi-matt - Glossy water-based systems (before primer application). Apply using a wide transparent sealing tape on new plastered surfaces. Apply the primer only after scraping, sanding or mechanically cleaning if the plaster particles create a problem. Ensure the ambient and the surface temperature is between +5°C and +30°C during the application and until the product is fully dry, and protect the surfaces against frost. Apply as a single coat using a brush, roller or airless spray. You can access the MSDS and TDS forms including the information regarding detailed application, healthy-safety-handling risks and precautions on www.betekexport.com.

*Please go to page 127 for notes.

TECHNICAL VALUES

Binder	Acrylic
Thinner	Water
Application tools	Brush, roller, sprayer
Touch dryness	1 -2 h
Paint Application	6 h
Density	1,54 g/ml
Consumption	7-10 m ² /L in a single coat depending on the absorbency and structure of the application surface

For airless spraying:

Pressure	: 140 bar
Nozzle Angle	: 50°
Nozzle Size (inch)	: 0.013"
Thinning (Water)	: 5% (Volume)

THINNING

Recommended to be applied in two coats after thinning by 10% with clean water in brush and roller applications.

DRYING TIME (AT 20°C, 65% RH)

Touch dryness: 1-2 hours
Paint application: 6 hours

Note: Betek Primer drying time is 6 hours when applied on water-based paint and 24 hours when applied on solvent-based paint (drying time can increase at higher relative humidity and lower temperature values).

STORAGE

May be stored for 3 years in its unopened packaging in a cool and dry environment protected against frosting and direct sunlight. Close the package right after application in an air-tight manner.

BETEK CONTACT



- Apply to brute concrete surfaces
- Can be used both interior and exterior surfaces
- Improves the surface adherence

PRODUCT DESCRIPTION

Polymer modified resin-based interior and exterior primer that is used to improve the surface adherence before plaster and cement-based plaster applications on exposed concrete.

APPLICATION SURFACES

Apply to brute concrete surface after plaster and cement-based mortar application. Used to improve adherence to surfaces like brute concrete wall, column, ceiling.

APPLICATION

Surface Preparation: Clean the surface from all types of dirt, rust and form oils, if any, that may prevent adherence of the product to the surface. Repair the imperfections on the surface. Ensure the surface is dry and clean.

Application: Add maximum 50% water based on the requested consistency, mix with a low speed mixer, apply on surface with sheepskin roller as a single coat. Mix regularly during application. Wait until the surface is fully dry for plaster application (approximately 24 hours).

You can access the MSDS and TDS forms including the information regarding detailed application, healthy-safety-handling risks and precautions on www.betekexport.com.

TECHNICAL VALUES

Binder	Acrylic
Thinner	Water
Application tools	Sheepskin roller
Application Temperature	+5°C - +30°C
Final Drying	24 h
Density	1,5 g/ml
Consumption	4 m ² /kg in a single coat depending on the absorbency and structure of the application surface

THINNING

Recommended to be applied in two coats after thinning by 50% with clean water in roller applications.

DRYING TIME (AT 20°C, 65% RH)

Final drying: 24 hours (drying time can increase at higher relative humidity and lower temperature values).

STORAGE

May be stored for 3 years in its unopened packaging in a cool and dry environment protected against frosting and direct sunlight. Close the package right after application in an air-tight manner.

BETEK GYPSUM PRIMER



- Apply on plaster, lime, whitewash and silicone based paint surfaces
- Forms a binding bridge between the paint and the surface
- Has high penetration ability
- Enables the top-coat paint layer to integrate with the application surface
- Prevents the paint to dry early
- Decreases paint consumption
- Prevent surface absorption

PRODUCT DESCRIPTION

Ready-to-use, copolymer emulsion resin-based, transparent interior plaster primer.

SPECIFICATIONS

Forms a bridge between the paint and the surface. Enables the top-coat paint layer to integrate with the application surface by penetrating deep into the application surface with this high penetration ability. Prevents the paint to dry early especially during hot weather conditions and decreases paint consumption since it prevent surface absorption. Prevents surface absorption on plaster surfaces that are challenging for the painters and prepares the surface for painting.

APPLICATION SURFACES

Betek Gypsum Primer is applied on plaster, lime, whitewash, silicone based paint surfaces that lost their quality and highly absorbing and/or high dust generating surfaces like aerated concrete.

APPLICATION

Ensure the application surface is smooth, secure and in a well condition to hold the primer and the top-coat paint. Clean all types of stain, dust, block grease, loose layers and make the required surface corrections. Comply with the defined setting periods on concrete, brute concrete and new plastered surfaces (28 days).

Apply the transparent primer on plaster or similar surfaces only after they are sanded and dusted with a moist cloth/moist car wash brush/broom. Ensure the ambient and the surface temperature is between +5°C and +30°C during the application and until the product is fully dry, and protect the surfaces against frost. Apply Betek Gypsum Primer as a single coat using a brush or a roller without combing/polishing (by rolling the roller in one direction once) in a way that will not create a glassy thin film layer on the surface. Dull the surface with sand paper if a glassy surface is created. Avoid airless spraying method.

You can access the MSDS and TDS forms including the information regarding detailed application, healthy-safety-handling risks and precautions on www.betekexport.com.

TECHNICAL VALUES

Binder	Acrylic
Thinner	Ready to use
Application tools	Brush, roller
Touch dryness	1 h
Paint Application	6 h
Density	1,02 g/ml
Consumption	8-12,5 m ² /L in a single coat depending on the absorbency and structure of the application surface

THINNING

Ready to use.

DRYING TIME (AT 20°C, 65% RH)

Touch dryness: 1 hours
Paint application: 6 hours (drying time can increase at higher relative humidity and lower temperature values)

STORAGE

May be stored for 3 years in its unopened packaging in a cool and dry environment protected against frosting and direct sunlight. Close the package right after application in an air-tight manner.

Note: Ensure the ambient temperature is between +5°C and +30°C. Mix regularly during application.

*Please go to page 127 for notes.

BETEK ROYAL SATIN

2.5 L



- ✘ Gives satin elegance and perfection
- ✘ Having shiny and silky look
- ✘ Reflects light
- ✘ Gives an enchanting ambiance to place
- ✘ Water based



PRODUCT DESCRIPTION

Decorative paint with pearl appearance and water based with acrylic resin basis.

APPLICATION SURFACES

Pasted surface is necessary for application of Betek Royal Satin. Coatings from old painted, glass textile, wallpaper surfaces should be removed if possible. Surface should be pasted with BETEK INTERIOR PASTE.

APPLICATION

All surfaces where Betek Royal Satin will be applied should be smooth, solid, dry and clean to carry paint. Surface should definitely be pasted with BETEK INTERIOR PASTE. Than Betek Royal Satin will be applied with a roll of fine feathered brush. After the first layer is dried second layer of Betek Royal Satin is applied to surface with a roll of fine feathered and while it is wet, pattern is given with a roll. Application should be made between + 10°C and +35°C. there can be color tone difference due to applications methods for colors requested outside Betek Royal Satin color chart. It is recommended to make sample works in such cases.

THINNING

Ready for usage. Never make thinning.

DRYING TIME (20°C, AT %65 RH)


First drying: 45 min.
Last drying: 24 hours

TECHNICAL VALUES

Binder	Acrylic
Thinner	Ready to use
Application tools	BTX Satin Roller
Touch dryness	30-60 min
Final drying	24 h
Density	1,1 g/ml
Brightness	60°: 37± 5 gloss
Color	Betek Royal Satin Color Card
Consumption	8-12 m ² /L in a single coat depending on the absorbency and structure of the application surface

STORAGE

It can be preserved for three years in unpacked packing in cool and dry environment by protecting from sun light and freezing. Please close the lid of the pack after usage by not allowing air contact.



EXTERIOR
PAINTS &
PRIMERS



BETEKSI LAN



- ✘ Includes all the properties required on external surfaces
- ✘ Offers breathability and water repellency together by reflecting the advantages of the silicone in the optimum level
- ✘ Prevents the paint to peel and fall crack and blister
- ✘ Enables the surface to get wet less and dry fast thanks to the qualities of silicone
- ✘ High UV resistance thanks to the pigments in its formula with perfect coverage power
- ✘ Holds on to the application surface well thanks to its superior adherence power
- ✘ Spreads easily over the surface, thus providing savings in both time and labor

PRODUCT DESCRIPTION

Acrylic copolymer emulsion-based, silicone, matte-looking, exterior top-coat paint.

SPECIFICATIONS

Includes all the properties required on external surfaces by combining the advantages of its hydrophobic binder structure and silicone content in the ideal form. Offers breathability and water repellency together by reflecting the advantages of the silicone in the optimum level. Prevents the paint to peel and fall, crack and blister by enabling the surface to get wet less and dry fast thanks to the qualities of silicone. High UV resistance thanks to the pigments in its formula with perfect coverage power. Holds on to the application surface well thanks to its superior adherence power. Spreads easily over the surface, thus providing savings in both time and labor.

APPLICATION SURFACES

Used safely as decorative or protective on brute concrete, smooth and rough plasters, mineral-based surfaces, and faded self-supporting silicone or acrylic-based old painted surfaces.

APPLICATION

Ensure the application surface is secure, dry, clean and self-supporting. Remove all types of stain, dust, block grease and loose layers. Wait for the setting period (28 days) on concrete, brute concrete, new plastered surfaces and clean the loose plaster particles with scraper or similar methods. Correct and repair the surface if required. Begin painting after applying the appropriate primer. Avoid application between 10:00 AM and 04:00 PM during hot weather conditions. Recommended to be applied to shady walls. Ensure the ambient and the surface temperature is between +5°C and +30°C, and protect the surface from all kinds of precipitation, dew and frost. You can access the MSDS and TDS forms including the information regarding detailed application, healthy-safety-handling risks and precautions on www.betekexport.com.

Airless Spraying	
Pressure	: 140 bar
Nozzle Angle	: 50°
Nozzle Size (inch)	: 0.019" - 0.021"
Diluting	: 5% (Volume)

*Please go to page 127 for notes.

TECHNICAL VALUES

Binder	Acrylic/Silicone
Thinner	Water
Application tools	Brush, roller, sprayer
Touch dryness	30-60 min
Resting period between coats	6-8 h
Final drying	24 h
Density	1,58 g/ml
Color	Exterior paints color card and Fan Deck
Consumption	6-10 m ² /L in a single coat depending on the absorbency and structure of the application surface

THINNING

Thin with a maximum of 15% water. During high volume exterior painting works, special attention should be paid that the diluting products are utilized in a constant ratio in order to prevent differences in tone.

DRYING TIME (AT 20°C, 65% RH)

First drying	: 30 - 60 minutes
Second coat application	: 6-8 hours
Final drying	: 24 hours

STORAGE

May be stored for 3 years in its unopened packaging in a cool and dry environment protected against frosting and direct sunlight. Close the package right after application in an air-tight manner.



BETEK SILAN PRIMER



- ✘ Has high adherence power
- ✘ Forms a binding bridge between the paint and the surface
- ✘ Decreases paint consumption
- ✘ Enables the moisture in the structure to be released thanks to its breathability
- ✘ Prevents the paint that will be applied to be absorbed differently by the surface
- ✘ Provides perfect harmony with the top coat silicone paints thanks to the silicone in its formula

PRODUCT DESCRIPTION

A silicone emulsion-based exterior primer with pigments and high adherence power.

SPECIFICATIONS

Forms a binding bridge between the paint and the surface and decreases paint consumption. Enables the moisture in the structure to be released thanks to its breathability. Prevents the paint that will be applied to be absorbed differently by the surface. Provides perfect harmony with the top coat silicone paints thanks to the silicone in its formula.

APPLICATION SURFACES

Recommended to be applied on mineral-based absorbent surfaces before the first paint application and before the new paint application on old painted surfaces.

APPLICATION

Ensure the application surface is secure, dry, clean and self-supporting. Remove all types of stain, dust, block grease and loose layers. Wait for the setting period (28 days) on concrete, brute concrete, new plastered surfaces and clean the loose plaster particles with scraper or similar methods. Correct and repair the surface if required. Avoid application between 10:00 AM and 04:00 PM during hot weather conditions. Recommended to be applied to shady walls. Ensure the ambient and the surface temperature is between +5°C and +30°C, and protect the surface from all kinds of precipitation, dew and frost. You can access the MSDS and TDS forms including the information regarding detailed application, healthy-safety-handling risks and precautions on www.betekexport.com.

- Airless Spraying**
- Pressure : 140 bar
- Nozzle Angle : 50°
- Nozzle Size (inch) : 0.013"
- Thinning (Water) : 5% (Volume)

TECHNICAL VALUES

Binder	Acrylic/Silicone
Thinner	Water
Application tools	Brush, roller, sprayer
Final coat application	6-8 hours
Density	1,47 g/ml
Consumption	7-11 m ² /L in a single coat depending on the absorbency and structure of the application surface

THINNING

Thin max by 10% with clean water in brush and roller applications.

DRYING TIME (AT 20°C, 65% RH)

Final coat application: 6-8 hours

STORAGE

May be stored for 3 years in its unopened packaging in a cool and dry environment protected against frosting and direct sunlight. Close the package right after application in an air-tight manner.

*Please go to page 127 for notes.



BETEKSI LAN TEXTURE



- ☒ Silicon emulsion-based
- ☒ Has high breathability
- ☒ It does not cause flaking
- ☒ It is water-repellent and has resistant to rain
- ☒ Minimizes the surface pollution, mold, and moss formation
- ☒ Has high adherence power
- ☒ Different patterns can be obtained

PRODUCT DESCRIPTION

Silicon emulsion-based finishing coat paint for building exteriors that are patterned with a roll or spray.

SPECIFICATIONS

Beteksilan Texture has high breathability. Owing to the pores in its silicon structure, it enables the discharging of the moisture on the wall without it being prevented, therefore it does not cause flaking. It is resistant to rain, it is water-repellent, and therefore always keeps your walls dry. As a result, surface pollution, mold, and moss formation factors are minimized. Has high adherence power. Different patterns can be obtained by using different rolls.

APPLICATION SURFACES

Can be applied to plaster, concrete, brute concrete, concrete board, mdf, osb, and even to old painted surfaces that can still support themselves even though they may have lost their color.

APPLICATION

The surface should be stable, dry, clean, and self-supporting. When surface correction and repairs are required, it must be used in accordance with Betek Stako or Betek Exterior Paste product label information. Beteksilan Texture can be applied to the surface with any kind of roll (patterning with a coral roll is recommended). You can make a pattern with a coral roll after spraying. In the circumstances that require application over 25°C, avoiding application between 11.00 and 16.00 is recommended. Recommended to be applied to shady walls. To have a standard pattern and to prevent sudden water loss of the material, the required conditions must be ensured. Care should be taken to ensure that the surface temperature stays between +5°C and +30°C throughout application. Wait for at least 4 weeks after any plaster application. Curing periods of cement-based products should be complied with. During painting and drying periods, the surface needs to be protected from both rain and frost. Application should not be conducted in windy conditions or under direct sunlight. After the application, all used tools should be cleaned with water.

TECHNICAL VALUES

Binder	Acrylic/Silicone
Thinner	Ready to use
Application tools	Roller, sprayer and crystal pored coral roller-patterned
Touch dryness	30-45 min
Final drying	24 h
Density	1,61 g/ml
Color	Exterior Paints Color Card and Fan Deck
Consumption	0,77-1,25 m ² /kg in a single coat depending on the absorpency and structure of the application surface

Note: Application of 1 portion Betek Boxan451 + 1 portion water mixture by brush on the surface is recommended before paint primer to resolve the problem of the surfaces with efflorescence or risk of efflorescence.

For Airless Spraying

- Pressure : 200 bar
- Nozzle Angle : 50 °C
- Nozzle Size (inch) : 0.047"
- Thinning : Ready to use. Never thin.

THINNING

Ready to use. Never thin.

DRYING TIME (AT 20°C, 65% RH)

- Touch dryness : 30-45 minutes.
- Final drying : 24 hours

STORAGE

May be stored for 3 years in its unopened packaging in a cool and dry environment protected against frosting and direct sunlight. Close the package right after application in an air-tight manner.

*Please go to page 127 for notes.



BETAKRIL



- ✘ Improved with pigment and filler system
- ✘ Has high coverage power
- ✘ UV resistant due to the pigments in its formula
- ✘ Holds on to the application surface well thanks to its superior adherence power
- ✘ Resistant to atmosphere conditions, pollution and solar rays
- ✘ Easy to apply, spreading easily over the surface
- ✘ Provides savings in both time and labor
- ✘ Enables the moisture on the surface to be released thanks to its breathability

PRODUCT DESCRIPTION

Acrylic copolymer emulsion-based, matte-looking, exterior top-coat paint that is improved with pigment and filler system.

SPECIFICATIONS

UV resistant thanks to the pigments in its formula with high coverage power. Holds on to the application surface well thanks to its superior adherence power. Resistant to atmosphere conditions, pollution and solar rays. Easy to apply, spreading easily over the surface. Provides savings in both time and labor. Enables the moisture on the surface to be released thanks to its breathability.

APPLICATION SURFACES

Can be applied to plaster, rough plaster, comb mosaic, polished mosaic, concrete, brute concrete, concrete board, MDF, OSB, and even to old painted ready-plaster type surfaces that can still support themselves even though they may have lost their color.

APPLICATION

Ensure the application surface is secure, dry, clean and self-supporting. Remove all types of stain, dust, block grease and loose layers. Wait for the setting period (28 days) on concrete, brute concrete, new plastered surfaces and clean the loose plaster particles with scraper or similar methods. Correct and repair the surface if required. Begin painting after applying the appropriate primer. Avoid application between 10:00 AM and 04:00 PM during hot weather conditions. Recommended to be applied to shady walls. Ensure the ambient and the surface temperature is between +5°C and +30°C, and protect the surface from all kinds of precipitation, dew and frost. You can access the MSDS and TDS forms including the information regarding detailed application, healthy-safety-handling risks and precautions on www.betekexport.com.

Airless Spraying	
Pressure	:140 bar
Nozzle Angle	: 50 °C
Nozzle Size (inch)	: 0.019"-0.021"
Thinning	: 5% (Volume)

TECHNICAL VALUES

Binder	Acrylic
Thinner	Water
Application tools	Brush, roller, sprayer
Touch dryness	1 h
Resting period between coats	12 h
Final drying	24 h
Density	1,56 g/ml
Color	Exterior Paints Color Card and Fan Deck
Consumption	6-10 m ² /L in a single coat depending on the absorbency and structure of the application surface

THINNING

Thin by max. 15% using a clean water. During high volume exterior painting works, special attention should be paid that the diluting products are utilized in a constant ratio in order to prevent differences in tone.

DRYING TIME (AT 20°C, 65% RH)

First drying	: 1 hour
Second coat application	: 12 hours
Final drying	: 24 hours

STORAGE

May be stored for 3 years in its unopened packaging in a cool and dry environment protected against frosting and direct sunlight. Close the package right after application in an air-tight manner.

*Please go to page 127 for notes.



BETAKRIL PRIMER



- ☒ Forms a binding bridge between the paint and the surface
- ☒ Improves adherence
- ☒ Decreases paint consumption
- ☒ Prevents the paint that will be applied to be absorbed differently by the surface



PRODUCT DESCRIPTION

Silicone, acrylic-copolymer emulsion based exterior primer.

SPECIFICATIONS

Forms a binding bridge between the paint and the surface, improves adherence and decreases paint consumption. Prevents the paint that will be applied to be absorbed differently by the surface.

APPLICATION SURFACES

Betakril Primer Primer is used as a primer on brute concrete, smooth and rough plasters, mineral-based surfaces, and faded self-supporting silicone or acrylic-based old painted surfaces.

APPLICATION

Ensure the application surface is secure, dry, clean and self-supporting. Remove all types of stain, dust, block grease and loose layers. Wait for the setting period (28 days) on concrete, brute concrete, new plastered surfaces and clean the loose plaster particles with scraper or similar methods. Correct and repair the surface if required. Avoid application between 10:00 AM and 04:00 PM during hot weather conditions. Recommended to be applied to shady walls. Ensure the ambient and the surface temperature is between +5°C and +30°C, and protect the surface from all kinds of precipitation, dew and frost. You can access the MSDS and TDS forms including the information regarding detailed application, healthy-safety-handling risks and precautions on www.betekexport.com.

Airless Spraying	
Pressure	: 140 bar
Nozzle Angle	: 50°
Nozzle Size (inch)	: 0.013"
Thinning (Water)	: 5% (Volume)

TECHNICAL VALUES

Binder	Acrylic
Thinner	Water
Application tools	Brush, roller, sprayer
Final coat application	6-8 hours
Density	1,54 g/ml
Consumption	7-11 m ² /L in a single coat depending on the absorbency and structure of the application surface

THINNING

Thin by max. 10% using a clean water.

DRYING TIME (AT 20°C, 65% RH)

Final coat application: 6-8 hours

STORAGE

May be stored for 3 years in its unopened packaging in a cool and dry environment protected against frosting and direct sunlight. Close the package right after application in an air-tight manner.

*Please go to page 127 for notes.



BETAKRIL TEXTURE



- ✘ Has high adherence power
- ✘ Holds on to the application surface well
- ✘ Resistant to atmosphere conditions, pollution, UV rays and friction
- ✘ Easy to apply, spreading easily over the surface.
- ✘ Resistant to water with its water repellent character

PRODUCT DESCRIPTION

Acrylic copolymer emulsion-based, silicone-added, roller-applied and coral roller-patterned, matte, top-coat, grained exterior coating.

SPECIFICATIONS

Has high adherence power. Holds on to the application surface well thanks to its high adherence power. Resistant to atmosphere conditions, pollution, UV rays and friction. Easy to apply, spreading easily over the surface. Resistant to water with its water repellent character

APPLICATION SURFACES

Can be applied to plaster, concrete, brute concrete, concrete board, MDF, OSB, and even to old painted surfaces that can still support themselves even though they may have lost their color.

APPLICATION

Ensure the application surface is stable, dry, clean and self-supporting. Wait for the defined setting periods on concrete, brute concrete and new plastered surfaces (28 days). Correct and repair the surface if required. Cover especially the brute concrete surfaces with the suitable paste and primer in case they are porous. Prime with Betakril Primer before coating. Apply with any roller or sprayer without thinning. Pattern the top coat by combing with crystal pored coral roller downwards. Since combing in multiple directions will cause pattern differences, it would not be possible to solve this problem by painting. Ensure the ambient and the surface temperature is between +5°C and +30°C during application and until the end of product drying time, and protect the surface from all kinds of precipitation, dew and frost. Avoid application in windy days. Not recommended to be applied from 10:00 AM to 04:00 PM in days over 25°C. Recommended to be applied to shady walls. The required conditions must be met to obtain the standard pattern and to prevent sudden water loss. You can access the MSDS and TDS forms including the information regarding detailed application, healthy-safety-handling risks and precautions on www.betekexport.com.

TECHNICAL VALUES

Binder	Acrylic
Thinner	Ready to use
Application tools	Roller, sprayer and coral roller-patterned
Touch dryness	30-45 min
Final drying	24 h
Density	1,61 g/ml
Color	Exterior Paints Color Card and Fan Deck
Consumption	0,8-1,3 m ² /kg in a single coat depending on the absorbency and structure of the application surface

Airless Spraying

- Pressure : 200 bar
- Nozzle Angle : 50 °C
- Nozzle Size (inch) : 0.047"
- Thinning : Ready to use. Never thin.

THINNING

Ready to use. Never thin.

DRYING TIME (AT 20°C, 65% RH)

- Touch dryness : 30-45 minutes.
- Final drying : 24 hours

STORAGE

May be stored for 3 years in its unopened packaging in a cool and dry environment protected against frosting and direct sunlight. Close the package right after application in an air-tight manner.

*Please go to page 127 for notes.

BETEK EXTERIOR PASTE



- ✘ Acts as a filler in filling the gaps
- ✘ Prevents shrinkage cracks to rise up to the top-coat
- ✘ Resistant to water and moisture
- ✘ Creates a very secure and even surface
- ✘ Low absorbency, low paint consumption.
- ✘ Does not prevent breathability of the surfaces.
- ✘ Provides savings in both time and labor



PRODUCT DESCRIPTION

Acrylic copolymer emulsion-based, flexible exterior filler and surface correction paste.

SPECIFICATIONS

Acts as a filler in filling the gaps formed after cleaning old-painted and bloated exterior surfaces and in correcting existing mistakes. Prevents shrinkage cracks to rise up to the top-coat thanks to its flexibility. Resistant to water and moisture. Creates a very secure and even surface. All types of paint can be applied provided that the suitable primer is used. Low absorbency, low paint consumption. Does not prevent breathability of the surfaces. thus providing savings in both time and labor.

APPLICATION SURFACES

Can be used safely in correcting concrete and mineral-plastered, old-painted and rough surfaces on exterior walls and in filling shrinkage cracks.

APPLICATION

Ensure the application surface is secure, dry, clean and self-supporting. Remove all types of stain, dust, block grease and loose layers. Wait for the setting period (28 days) on concrete, brute concrete, new plastered surfaces and clean the loose plaster particles with scraper or similar methods. Add fresh white or gray cement into Betek Exterior Paste and mix after blending it with water that is 20% of its weight for cement-based surfaces that will be painted for the first time. Apply the prepared paste onto the surface with a spatula, a flexible steel trowel or a sprayer. Apply the second coat after the first coat is applied and dried (24 hours) (Recommended to be applied with maximum 1 mm thickness each time). Consume maximum within 1 hour after adding the cement. Be careful to ensure that ambient and surface temperature stays between +5°C and +30°C throughout the application. Do not apply at windy environments and under direct sunlight. Prefer shady wall if required to be applied in hot weather conditions above +30°C and abstain from application from 10:00 AM to 04:00 PM.

You can access the MSDS and TDS forms including the information regarding detailed application, healthy-safety-handling risks and precautions on www.betekexport.com.

*Please go to page 127 for notes.

TECHNICAL VALUES

Binder	Acrylic
Thinner	Ready to use
Application tools	Spatula, flexible steel trowel and sprayer
Touch dryness	2-3 h
Final drying	24 h
Density	1,72 g/ml
Consumption	0,6-1,4 m ² /kg in a single coat depending on the absorbency and structure of the application surface

Airless Spraying

Pressure	: 200 bar
Nozzle Angle	: 50°
Nozzle Size (inch)	: 0.035"
Thinning (Water)	: Ready to use. Never thin.

THINNING

Ready to use. Never thin.

DRYING TIME (AT 20°C, 65% RH)

Touch drying	: 2-3 hours
Final drying	: 24 hours

STORAGE

May be stored for 3 years in its unopened packaging in a cool and dry environment protected against frosting and direct sunlight. Close the package right after application in an air-tight manner.

BETEK BOXAN 451



- Water- and siloxane-based
- Provides watertightness due to its strong silicone structure
- Provides a high level of water repellency on absorbing external surfaces
- Keeps surfaces dry, resistant against contamination
- Resists dissolved salts, thereby avoiding chalking
- Withstands UV and alkali, and eliminates humidity on walls
- Eliminates lime bleeding and rust bleeding
- Prevents chemical corrosion caused by acidic gases
- Prevents concrete from being damaged by corrosion and resistance
- Effective against cracking caused by blistering and shrinking

PRODUCT DESCRIPTION

Water- and siloxane-based, watertight external surface silicone impregnation material.

SPECIFICATIONS

Provides watertightness due to its strong silicone structure. Provides a high level of water repellency on absorbing external surfaces. Keeps surfaces dry, resistant against contamination, growth of fungi and moss. Resists dissolved salts, thereby avoiding chalking. Withstands UV and alkali, and eliminates humidity on walls. Eliminates lime bleeding and rust bleeding. Prevents chemical corrosion caused by acidic gases. Prevents concrete from being damaged by corrosion and resistance. Effective against cracking caused by blistering and shrinking.

APPLICATION SURFACES

Applied to any plaster, concrete, gas concrete and natural eternit surfaces to provide water insulation, maintain breathability, and avoid contamination and salt bleeds. Avoid applying on natural stone, brick and similar surfaces.

APPLICATION

Prior to application, the surface should be free of dust, dirt and oils; bulges should be thoroughly rubbed off; and the surface should be dry. Ready-to-use Betek Boxan 451 should be applied to the surface either with a soft-bristled brush or by way of spraying. For highly absorbing surfaces, application of two to three coats is recommended. No filming occurs after application. Additionally, diluting 1:1 with water and applying top cover over it is recommended to avoid any existing or potential salt bleeding to form on plastered and painted surfaces. Be careful to ensure that ambient and surface temperature stays between +5°C and +30°C throughout the application. Used tools should be cleaned with water after the application. Prefer shady wall if required to be applied in hot weather conditions above +30°C and abstain from application from 11:00 AM to 04:00 PM.

You can access the MSDS and TDS forms including the information regarding detailed application, healthy-safety-handling risks and precautions on www.betekexport.com.

TECHNICAL VALUES

Binder	Siloxane
Thinner	Ready to use
Application tools	Soft-bristled brush or spraying
Final Drying	24h
Density	1,05 g/ml
Consumption	2-5 m ² /L in a single coat depending on the absorbency and structure of the application surface

THINNING

Ready to use.

DRYING TIME

Under normal conditions, becomes resistant against rainwater after 4 hours, and may be painted over after 24 hours.

STORAGE

May be stored for 3 years in its unopened packaging in a cool and dry environment protected against frosting and direct sunlight. Close the package right after application in an air-tight manner.

BETEK BOXAN 452



- Has high penetration power
- Does not leave any film layer on the surface
- Provides superior water repellency on absorbent mineral-based exterior surfaces
- Adds water tightness quality to the surfaces
- Keeps surfaces always dry and prevents from contaminations
- Enables the surfaces to resist against corrosion resulting from natural factors by protecting them against alkali and UV
- Does not prevent breathing of the surfaces

PRODUCT DESCRIPTION

Solvent- and siloxane-based, external surface silicone impregnation material.

SPECIFICATIONS

BETEK BOXAN 452 is a transparent material with high penetration power. Does not leave any film layer on the surface. Provides superior water repellency on absorbent mineral-based exterior surfaces. Adds water tightness quality to the surfaces that it is applied to thanks to its strong silicone formula. Keeps surfaces always dry, preventing contamination, growth of fungi and moss. Enables the surfaces to resist against corrosion resulting from natural factors by protecting them against alkali and UV. Does not prevent breathing of the surfaces thanks to its porous structure.

APPLICATION SURFACES

Used on mineral-based, gas concrete and concrete surfaces besides its high performance on mud-bricks, natural stones and bricks.

APPLICATION

Ready-to-use. Ensure the application surface is free from oil, dirt, dust and bloated layers, and dry. Does not form a film layer on the application surface. Apply using a brush, roller or spray gun. Do not avoid wearing mask while using the spraying method to prevent inhaling its vapor. Avoid applying on surfaces that receives direct sunlight, extreme wind, rain or that is heated by sun. Recommended to be applied in 2-3 coats for best results on highly absorbent surfaces. Move on to the application of the second coat only after the applied coat is fully absorbed by the surface. Does not recommended to be applied on horizontal surfaces. Clean application tools with Synthetic Thinner after application. Ensure the ambient temperature is between +5 °C and +30 °C during application. Sample run is recommended to prevent whitening and tone difference on the surface. You can access the MSDS and TDS forms including the information regarding detailed application, healthy-safety-handling risks and precautions on www.betekexport.com.

TECHNICAL VALUES

Binder	Siloxane
Thinner	Ready to use
Application tools	Brush, roller or spraying
Density	1,79 g/ml
Flash point	41°C
Consumption	3-6,25 m ² /L in a single coat depending on the absorbency and structure of the application surface

For airless spraying:

Pressure: 100-120 bar
Nozzle Angle: 50°
Nozzle Size (inch): 0.010"
Thinning: Ready to use.

THINNING

Ready to use.

STORAGE

May be stored for 3 years in its unopened packaging in a cool and dry environment protected against frosting and direct sunlight. Close the package right after application in an air-tight manner.

SYNTHETIC
PRODUCT
GROUP

BETEK SYNTHETIC PAINT



- ☒ High and permanent gloss
- ☒ Perfect coverage and adhesion
- ☒ It has a glossy appearance and the capability of superior covering and spreading on surfaces where it is applied
- ☒ Does not leave brush and roller marks
- ☒ Does not flow
- ☒ Has easy-to-comb structure
- ☒ Does not contain lead



PRODUCT DESCRIPTION

Modified alkyd resin-based top coat gloss synthetic paint with high and permanent gloss, and perfect coverage and adhesion.

APPLICATION SURFACES

Used safely on interior and exterior wood, iron-steel-sheet metal, concrete, exposed concrete, plaster, concrete board, plaster board, OSB, MDF surfaces and furnitures with a suitable primer.

APPLICATION

Ensure the application surface is smooth, secure and in a well condition to hold the primer and the top-coat paint. Clean all types of stain, rust, dust, block grease, loose layers and make the required surface corrections. Comply with the defined setting periods on concrete, brute concrete and new plastered surfaces (28 days). Sand the surfaces using fine grained emery paper before starting to apply primer on old painted water-solvent based surfaces. Clean the surface after sanding, apply a synthetic primer. Wood surfaces that will be painted for the first time: Burn the knots on the wood and clean the wood resins with cellulosic thinner. Saturate with Betek Impregnated Care. Thus take long term precaution against blue fungi that reduces the strength of the wood and changes its color. Prime with a single coat of synthetic primer. Smooth the surface with a fine-grained emery paper and apply Betek Synthetic Paint as a top coat. Old painted wood surfaces that faded or got dirty: Clean the surface with a fine-grained emery paper. Prime the paste-treated and sanded surface with a synthetic primer. Apply two coats of Betek Synthetic Paint. Iron-steel-sheet metal surfaces that will be painted for the first time: Remove any grease, rust and dirt from the surface. Prime the surface with two coats of Betek Antirust. Smooth the primed surface with emery paper and apply Betek Synthetic Paint. Metal surfaces like galvanized sheet, aluminum, copper zinc: Apply Betek Astarix and then apply Betek Synthetic Paint. Old painted metal surfaces that faded: Remove the oxidation layer with a fine-grained emery paper. Prime with synthetic primer if there is no indication of rusting, smooth with fine-grained emery paper and apply Betek Synthetic Paint. Ensure the ambient and the surface temperature is between +5°C and +30°C during the application and until the product is fully dry, and protect the surfaces against frost. Apply using a brush, a roller or a sprayer. Apply in two coats with a roller or a brush, and wait for 24 hours between coats. Clean the tools used with Betek Synthetic Thinner immediately after application.

For airless spraying:

Pressure	: 120-140bar
Nozzle Angle	: 50°
Nozzle Size (inch)	: 0.013"
Diluting	: 10% (Volume)

TECHNICAL VALUES

Binder	Alkyd
Thinner	Betek Synthetic Thinner
Application tools	Brush, roller, sprayer
Touch dryness	3-4 h
Final coat application	24 h
Density	1,21 g/ml
Flash Point	36°C
Color	Synthetic Paints Color Card
Consumption	16-20 m ² /L in a single coat depending on the absorptency and structure of the application surface

THINNING

Thin by 10% using Betek Synthetic Thinner to achieve the consistency that can be applied with a roller or brush. It can be applied in single coat for airless applications, provided that the desired film thickness is provided by diluting with 10% Betek Synthetic Thinner. It should be noted that problems, such as rising, shrinking, cracking and drying, may occur on the surface for dilutions to be performed with thinners of different brand.

DRYING TIME (AT 20°C, 65% RH)

Touch dryness: 3-4 hours
Final Coat Application: 24 hours (drying time can increase at higher relative humidity and lower temperature values) Note: Maximum coverage is obtained when waiting-period is observed and the surface is primed.


STORAGE

May be stored for at least 3 years in its unopened packaging in a cool and dry environment protected against frosting and direct sunlight. To store the paint remaining in its packaging safely, some amount of thinner used must be added until the whole surface of the paint is completely covered or cover of the packaging must be closed firmly and fixed after twisted 180° for 1-2 times.

BETEK MATT SYNTHETIC PAINT



- ✘ Matte appearance
- ✘ Lead free
- ✘ Capability of superior covering
- ✘ Spreading on surfaces where it is applied
- ✘ Does not leave brush and roller mark
- ✘ Does not flow
- ✘ Has easy to comb structure



PRODUCT DESCRIPTION

Alkyd-resin-based, lead-free, matte, decorative interior topcoat paint.

APPLICATION SURFACES

Used as protective and decorative topcoat paint on interior concrete, exposed concrete, plaster, concrete board, plaster board, OSB, MDF, wood, iron-steel-sheet metal surfaces with suitable primers.

APPLICATION

Ensure the application surface is smooth, secure and in a well condition to hold the primer and the top-coat paint. Clean all types of stain, rust, dust, block grease, loose layers and make the required surface corrections. Comply with the defined setting periods on concrete, brute concrete and new plastered surfaces (28 days). Sand the surfaces using fine grained emery paper before starting to apply primer on old painted water-solvent based surfaces. Clean the surface after sanding, apply a synthetic primer. Wood (solid) surfaces: Apply Betek Impregnation Care. Apply synthetic primer and repair with synthetic paste after Betek Impregnation Care if repair is required. Re-prime with synthetic primer after paste and move on to Betek Matt Synthetic Paint application. New plastered surfaces: Apply Synthetic Primer on Betek Primer following scraping and sanding operations. Dusting and/or very absorbent surfaces (plaster, lime, whitewash, low quality plastic painted surfaces, gas concrete): Avoid applying before combing/polishing with transparent primers (Betek 1/7-1/10 Concentrated Primer, Gypsum Primer) and applying synthetic primer. Apply Betek Matt Synthetic Paint as 2 coats after primer dries. Iron, steel and sheet metal surfaces: Clean the surface and apply Betek Antirust in 2 coats. Metal surfaces like galvanized sheet, aluminum, copper zinc: Apply Betek Astarix and then apply Betek Matt Synthetic Paint. Ensure the ambient and the surface temperature is between +5°C and +30°C during the application and until the product is fully dry, and protect the surfaces against frost. Apply using a brush, a roller or a sprayer. Apply in two coats with a roller or a brush, and wait for 24 hours between coats. Clean the tools used with Betek Synthetic Thinner immediately after application.

For airless spraying:

Pressure	: 140 bar
Nozzle Angle	: 50°
Nozzle Size (inch)	: 0.013"
Diluting	: 10% (Volume)

TECHNICAL VALUES

Binder	Alkyd
Thinner	Betek Synthetic Thinner
Application tools	Brush, roller, sprayer
Touch dryness	2-3 h
Final coat application	24 h
Density	1,49 g/ml
Flash Point	43°C
Color	Synthetic Paints Color Card
Consumption	10-14 m ² /L in a single coat depending on the absorbency and structure of the application surface

THINNING

Thin by 5-10% using Betek Synthetic Thinner to achieve the consistency that can be applied with a roller or brush. It can be applied in single coat for airless applications, provided that the desired film thickness is provided by diluting with 10% Betek Synthetic Thinner. It should be noted that problems, such as rising, shrinking, cracking and drying, may occur on the surface for dilutions to be performed with thinners of different brand.

DRYING TIME (AT 20°C, 65% RH)

Touch dryness: 2-3 hours

Final Coat Application: 24 hours (drying time can increase at higher relative humidity and lower temperature values)

Note: Maximum coverage is obtained when waiting-period is observed and the surface is primed.

STORAGE

May be stored for at least 3 years in its unopened packaging in a cool and dry environment protected against frosting and direct sunlight. To store the paint remaining in its packaging safely, some amount of thinner used must be added until the whole surface of the paint is completely covered or cover of the packaging must be closed firmly and fixed after twisted 180° for 1-2 times.

BETEK FLOOR PAINT

2,5 L 0,75 L



- ✘ Modified alkyd resin based, top coat wood paint
- ✘ Does not contain lead
- ✘ High covering ability
- ✘ Ease of application
- ✘ Aroma-free

PRODUCT DESCRIPTION

Betek Floor Paint is a modified alkyd resin based aroma-free top coat wooden paint with high covering ability.

APPLICATION SURFACES

It is used on wooden floor and surfaces.

APPLICATION

Surface Preparation: Surfaces on which Betek Floor Paint is to be applied must be cleaned from all grease, wood dusts, old paint and varnish residues. No resin must be present at new wooden surfaces. In order to protect the wooden surface, after new wooden surfaces are cleaned of dust and dirt with emery paper Betek Impregnation Care should be applied. After 24 hours, Betek Floor Paint should be applied in two coatings. Moisture of the wood must be below 18%. APPLICATION TEMPERATURE Must be between +5°C to +30°C. Betek Floor Paint should be applied as 2 coats. Before commencing application, the packaging must be stirred thoroughly.

THINNING

It is thinned by 5-10% with Betek Synthetic Thinner.

DRYING TIME

Through drying time varies according to relative humidity and temperature and is 12 hours max.(20°C) Allow at least 24 hours between the coats. (At higher relative humidity and lower temperature, drying time may be longer.)

TECHNICAL VALUES


Binder	Alkyd
Thinner	Betek Synthetic Thinner
Application tools	Brush, roller
Touch dryness	12 h
Second Coat Application	24 h
Density	0,98 g/ml
Consumption	8-12 m ² /L in a single coat depending on the absorbency and structure of the application surface

STORAGE

It is 3 years in cool and dry environment, in original and unopened container. In order to store the leftover paint within the packaging most safely, thinner must be added on paint until the surface of the paint is completely covered or the lid of the packaging must be sealed tightly and rolled 180° 1-2 times to be adjusted.

BETEK ASTARIX

2,5 L



- ✘ Perfect adhesion
- ✘ Fast-drying
- ✘ Silky-matte primer paint
- ✘ Anti-corrosive for iron and steel surfaces (DIN 18363)
- ✘ Dries fast. Top coat paint can be applied only 3 to 4 hours after its application
- ✘ Can be painted with water- or solvent-based paint.
- ✘ Adheres perfectly to the surface.
- ✘ Resistant to nitro thinners (thinner used for cellulosic varnishes)
- ✘ Resistant to weather conditions
- ✘ Does not contain Lead or Aromat

PRODUCT DESCRIPTION

Alkyd resin-based, fast-drying, silky-matte primer paint with perfect adhesion.

APPLICATION SURFACES

Can be used on interior and exterior iron, steel, aluminum, zinc (galvanized surfaces), hard PVC, copper, wood and surfaces made with various wood products.

APPLICATION

Ensure the application surface is smooth, secure and in a well condition to hold the primer and the top-coat paint. Clean all types of stain, rust, dust, block grease, loose layers and make the required surface corrections. Comply with the defined setting periods on concrete, brute concrete and new plastered surfaces (28 days). Sand the surfaces using fine grained emery paper before starting to apply primer on old painted (soft matte - silky matte - semi-matte) water-solvent based surfaces. **On wood surfaces:** Remove any resin and knot with cellulosic thinner, and sand the surface. Recommended to apply Betek Impregnation Care before Betek Astarix to raw wood surfaces. Avoid exceeding 12% average humidity for hard woods and 15% for soft woods. Can be applied as a single coat on interior and exterior surfaces. **On zinc (galvanized), hard PVC, aluminum, copper surfaces:** Sand PVC surfaces before application. Sand other surfaces only if it is required. Remove any dust, dirt and oil layers. Recommended to apply two coats of Betek Astarix to external zinc surfaces. **On iron and steel surfaces:** Clean the application surface from grease, dirt, rust and old paint residues that are not self-supporting. Recommended to apply 1 coat Betek Astarix to internal surfaces and 2 coats to external surfaces.

Ensure the ambient and the surface temperature is between +5°C and +30°C during the application and until the product is fully dry, and protect the surfaces against frost. Apply using a brush, a roller or a sprayer. Apply in two coats with a roller or a brush, and wait for 24 hours between coats. Clean the tools used with Betek Synthetic Thinner immediately after application. You can access the MSDS and TDS forms including the information regarding detailed application, healthy-safety-handling risks and precautions on www.betekexport.com.

For airless spraying:

Pressure	: 150 bar
Nozzle Angle	: 50°
Nozzle Size (inch)	: 0.013"
Diluting	: 5-15 % (Volume)

TECHNICAL VALUES

Binder	Alkyd
Thinner	Betek Synthetic Thinner
Application tools	Brush, roller, sprayer
Touch dryness	45 min
Hard dryness	3-4 h
Density	1,39 g/ml
Flash Point	62°C
Consumption	10-11 m ² /L in a single coat depending on the absorbency and structure of the application surface

THINNING

Thin by max. 5% with Betek Synthetic Thinner for brush-roller applications. Thin by 5-15% with Betek Synthetic Thinner for pistol applications, and apply with 3-4 bars pressure. It should be noted that problems, such as rising, shrinking, cracking and drying, may occur on the surface for dilutions to be performed with thinners of different brand.

DRYING TIME (AT 20°C, 65% RH)

Touch-dry: 45 minutes
Hard-dry: 3-4 hours (drying time can increase at higher relative humidity and lower temperature values).

STORAGE

May be stored for at least 3 years in its unopened packaging in a cool and dry environment protected against frosting and direct sunlight. To store the paint remaining in its packaging safely, some amount of thinner used must be added until the whole surface of the paint is completely covered or cover of the packaging must be closed firmly and fixed after twisted 180° for 1-2 times.

BETEK KAPATAN



2,5 L


PRODUCT DESCRIPTION

Thermoplastic resin-based, matte, interior paint that prevents the stains to be seen from the surface by perfectly covering stains on painted or unpainted surfaces like smudge, nicotine, grease, moisture, graffiti (paint, ink, marker/stencil, lipstick etc.) and traces of fire.

SPECIFICATIONS

Can be applied on all types of surfaces without requiring much preparation. Resistant against moisture stains, mold and chipping. Can be wiped with water and detergent. Preserves its whiteness, does not turn yellow. Does not contain lead, not harmful to the health. Doesn't have an irritating smell since it has no aroma. The application surface can be used a short time after its application.

APPLICATION SURFACES

Can be applied on all types of painted or unpainted surfaces (walls/ceilings) at indoors.

APPLICATION

Ensure the application surface is smooth, secure and in a well condition to hold the primer and the top-coat paint. Clean all types of stain, rust, dust, block grease, loose layers and make the required surface corrections. Sand the surfaces using fine grained emery paper before starting to apply primer on old painted water-solvent based surfaces. Apply as two coats using a brush or a roller without thinning. May be required to apply three coats on very dirty surfaces. Sand the surface and apply Betek Primer if water-based paint will be applied over Betek Kapatan. Apply the paint only after these steps. Apply solvent-based paint directly on Betek Kapatan.

Ensure the ambient and the surface temperature is between +5°C and +30°C during the application and until the product is fully dry, and protect the surfaces against frost. Clean the tools used with Betek Synthetic Thinner immediately after application. You can access the MSDS and TDS forms including the information regarding detailed application, healthy-safety-handling risks and precautions on www.betekexport.com.

- ✘ Perfectly covers stains on painted or unpainted surfaces like smudge, nicotine, grease, moisture, graffiti (paint, ink, marker/stencil, lipstick etc.) and traces of fire
- ✘ Prevents the stains to be seen from the surface
- ✘ Can be applied on all types of surfaces
- ✘ Resistant against moisture stains, mold and chipping
- ✘ Can be wiped with water and detergent
- ✘ Preserves its whiteness, does not turn yellow
- ✘ Does not contain lead
- ✘ Not harmful to the health
- ✘ Doesn't have an irritating smell since it has no aroma
- ✘ The application surface can be used a short time after its application

TECHNICAL VALUES

Binder	Thermoplastic resin
Thinner	Ready to use
Application tools	Brush, roller
Touch dryness	1-2 h
Resting time between coats	8 h
Density	1,43 g/ml
Flash Point	36°C
Consumption	5-7 m ² /L in a single coat depending on the absorbency and structure of the application surface

THINNING

Ready to use.

DRYING TIME (AT 20°C, 65% RH)

Touch drying is completed in 1-2 hours. Wait 8 hours between each coat (drying time can increase at higher relative humidity and lower temperature values).

STORAGE

May be stored for at least 3 years in its unopened packaging in a cool and dry environment protected against frosting and direct sunlight. To preserve the remaining product in the best way in its package, close its cover tightly and shake for 1-2 times.

BETEK ANTIRUST



15 L
 

2,5 L
 

0,75 L


PRODUCT DESCRIPTION

Anti-corrosive surface primer with a combination of synthetic alkyd resin.

APPLICATION SURFACES

It is used to prevent corrosion on any type of iron, steel, sheet surfaces.

APPLICATION

Ensure the application surface is smooth, secure and in a well condition to hold the primer and the top-coat paint. Clean all types of stain, rust, dust, block grease, loose layers and make the required surface corrections.

If steel-iron-sheet metal surfaces will be painted with Betek Antirust for the first time, the surfaces must be first sanded thoroughly and then, any oil residue and dirt on the surface must be removed using an oakum dampened to Betek Synthetic Thinner. Iron, steel, sheet metal surfaces which have been previously painted and show rust indications must be cleaned with a wire brush or sandpaper until reaching the iron, steel, sheet surface, and Betek Antirust must be applied on the surface after any dust on the surface is cleaned using an oakum dampened to Betek Synthetic Thinner. Application must be made in two coats with 24-hours interval for active protection. It is recommended to use a different color at each coat or to color the second antirust coat with the top coat paint in 5-10% ratio. Ensure the ambient and the surface temperature is between +5°C and +30°C during the application and until the product is fully dry, and protect the surfaces against frost. Apply using a brush, a roller or a sprayer. Clean the tools used with Betek Synthetic Thinner immediately after application.

You can access the MSDS and TDS forms including the information regarding detailed application, healthy-safety-handling risks and precautions on www.betekexport.com.

For airless spraying:	
Pressure	: 140 bar
Nozzle Angle	: 50°
Nozzle Size (inch)	: 0.013"
Diluting	: 10-15 % (Volume)

- ✘ Has the special combination of alkyd and anti-corrosive pigments
- ✘ Protects iron, steel, sheet surfaces against corrosion
- ✘ Creates a very good adherence to surfaces applied

TECHNICAL VALUES

Binder	Alkyd
Thinner	Betek Synthetic Thinner
Application tools	Brush, roller, sprayer
Touch dryness	1-2 h
Hard dryness	6-8 h
Final Coat Application	24 h
Density	1,61 g/ml
Color	Gray, Red and Off white
Flash Point	41°C
Consumption	12-14 m ² /L in a single coat depending on the absorbency and structure of the application surface (in a dry film thickness of 45 ± 10 mm).

THINNING

It is applied in two coats by diluting with 10% Betek Synthetic Thinner for applications with brush and roller. It can be applied in single coat for airless applications, provided that the desired film thickness is provided by diluting with 10% Betek Synthetic Thinner. It should be noted that problems, such as rising, shrinking, cracking and drying, may occur on the surface for dilutions to be performed with thinners of different brand.

DRYING TIME (AT 20°C, 65% RH)

Touch dryness: 1-2 hours
Hardening Drying: 6-8 hours
Final Coat Application: 24 hours (drying time can increase at higher relative humidity and lower temperature values)

STORAGE

May be stored for at least 3 years in its unopened packaging in a cool and dry environment protected against frosting and direct sunlight. To store the paint remaining in its packaging safely, some amount of thinner used must be added until the whole surface of the paint is completely covered or cover of the packaging must be closed firmly and fixed after twisted 180° for 1-2 times.

BETEK ROAD MARKING PAINT



- ✘ High wear-resistant
- ✘ High adherence
- ✘ Quick-drying
- ✘ Abrasion resistant
- ✘ High performance paint
- ✘ Do not change color



PRODUCT DESCRIPTION

A chlorinated rubber-based, matte paint with high wear-resistant used for road and pavement markings.

APPLICATION SURFACES

Intended for use in marking road lines, painting paving stones and marking parking lots. Asphalt and concrete surfaces. For concrete surfaces, the concrete must be poured at least 1 month prior to the application. It is recommended to perform a test with some amount of paint on the surface for applications on previously painted surfaces (epoxy, water based road marking paint, etc.).

APPLICATION

Any dust, dirt, stone chips and so on materials must be removed of the surface before applying BeteK Road Marking Paint. For painting paving stones, broken, missing sections should first be corrected or replaced. For marking road lines, application should be made on loose ground, abraded aggregated surfaces as much as possible. The application should be made on a clean and dry asphalt surface under ambient conditions without rain and wind, provided that ambient and asphalt temperature is minimum of 15 °C and relative humidity is maximum of 85%. Pedestrian or vehicle traffic should not be allowed before the hard dry time (45 minutes at 25°C) is completed. If glass globules are to be applied, the glass globules should be added into the paint during the application immediately after the paint has been applied in order to obtain a brightness effect due to the correct reflection of light beams coming from any source and to ensure road safety especially in night drives. When the material is initially applied to the road, glass globules are invisible. However, they become visible after a while due to the abrasion caused by traffic. Over time, they continue to serve as a reflective agent, with road lines appearing shiny. Before application, shiny surfaces should always be coarsened. For ideal surface performance, glass globules should be added into the product, and the application should be made with airless systems.

You can access the MSDS and TDS forms including the information regarding detailed application, healthy-safety-handling risks and precautions on www.betekexport.com.

TECHNICAL VALUES

Binder	Chlorinated Rubber
Thinner	Ready to use
Application tools	Brush, roller, sprayer
Touch dryness	15 min
Final drying	45 min
Density	1,67 g/ml
Color	White, Black, Yellow
Flash Point	<23°C
Consumption	Approximately 2 m ² /kg in a single coat depending on the absorbency and structure of the application surface (for a dry film layer thickness of 550 microns).

THINNING

Ready to use.

DRYING TIME (AT 20°C, 65% RH)

Touch drying is completed in approximately 15 minutes. Final drying (time period required to open to traffic) is approximately 45 minutes (drying time may extend in higher relative humidity and lower temperature conditions).

STORAGE

May be stored for at least 3 years in its unopened packaging in a cool and dry environment protected against frosting and direct sunlight. To store the paint remaining in its packaging safely, some amount of thinner used must be added until the whole surface of the paint is completely covered or cover of the packaging must be closed firmly and fixed after twisted 180° for 1-2 times.

BETEK ROAD MARKING PAINT THINNER



15 L



PRODUCT DESCRIPTION

A road marking paint thinner with high resolving power.

APPLICATION

Cleaning paint application tools and equipment. You can access the MSDS and TDS forms including the information regarding detailed application, healthy-safety-handling risks and precautions on www.betekexport.com.

STORAGE

May be stored for at least 3 years in its unopened packaging in a cool and dry environment protected against frosting and direct sunlight. Close the package right after application in an air-tight manner. To be stored in adequately ventilated places with appropriate fire extinguishing precautions in place.

TECHNICAL VALUES

Density	0,86 g/ml
Flash Point	<23°C

BETEK SYNTHETIC THINNER



15 L



4 L



1 L



PRODUCT DESCRIPTION

Petroleum fraction-product synthetic thinner.

APPLICATION

Betek Synthetic Thinner can be used safely as a thinner in the application of all synthetic-based paints, varnishes and primers. Moreover, it can be used in cleaning the existing grease, rust and dust on surfaces before applying paint for the first time on iron-steel surfaces as it is used in cleaning synthetic paint application tools and instruments (brush, roller, gun, spatula etc.). You can access the MSDS and TDS forms including the information regarding detailed application, healthy-safety-handling risks and precautions on www.betekexport.com.

STORAGE

May be stored for at least 3 years in its unopened packaging in a cool and dry environment protected against frosting and direct sunlight. Close the package right after application in an air-tight manner.

TECHNICAL VALUES

Density	0,94 g/ml
Flash Point	41°C

BETEK HAMMER METAL PAINT

2,5 L 0,75 L



- ✘ Hammer is air-drying, corrosion resistant decorative coating
- ✘ It provides maximum protection against corrosion with active rust inhibiting raw materials
- ✘ It can be applied directly on rust after removal of loose rust on the surfaces
- ✘ It is applied on iron surfaces without any primer
- ✘ It is applied quickly and easily on the substrate due to its high adhesion and covering feature
- ✘ It provides maximum resistance to outdoor weather conditions
- ✘ The product has quick-drying feature
- ✘ A single product can be used as rust inhibitor, primer and topcoat. It has high viscosity

PRODUCT DESCRIPTION

It is corrosion resistant, alkyd resin based metal coating top coat paint having hammered appearance that can be applied on metal surfaces, does not contain aromatic solvent or lead, cleared from irritating odor during and after application.

APPLICATION SURFACES

It can be safely used for protection and decorative purposes indoors and outdoors on iron and non-ferrous metal parts, machinery and parts, garden furniture with metal parts, doors, railings, window bars and stable wooden parts.

APPLICATION

Application surfaces must be smooth, solid, and able to be painted with primer and topcoat. The surfaces to be painted must be cleaned to remove all kinds of dirt, rust, dust, oil, loose layers and the necessary finishing processes must be carried out. Before starting application of paint on old painted surfaces, all surfaces must be sanded. Mix thoroughly the package before starting the application. Agitation made without opening the package cover is not sufficient. The new iron - steel - sheet metal surfaces to be painted: First of all, all welding burrs on the surface must be removed and the surface must be thoroughly sanded. Oil, rust, dust and all kinds of contamination on the surface must be thoroughly wiped with rags soaked in Betek Synthetic Thinner. After sanding and cleaning process, Hammer must be applied in two coats on iron - steel - sheet metal surfaces. Metal surfaces having old paint and showing signs of rust: The surface must be cleared from oxidation layer with fine sandpaper. The surface must be cleared from loose, weak rust layers that cannot support themselves by using appropriate methods. Rust, dust and all kinds of contamination must be removed from the surface by thoroughly wiping with rags soaked in Betek Synthetic Thinner. After cleaning, Hammer must be applied in two coats. Hammer must be applied on the surfaces such as galvanized sheet metal, aluminum, copper and zinc where adhesion of paint on them is difficult after application of Betek Astarix Paint (after the necessary cleaning and sanding) in two coats.

Note: While performing large area applications, topcoat sweeping process for metallic textured colors must be performed towards one direction. The product pattern will vary according to air and surface temperature, color, material and method of application. The color tone may vary during applications depending on the surface condition, color and number of coats to be applied. It must be noted that the ambient and surface temperatures must be between +5 °C to +30 °C during the application and until completion of full drying of the products and the surfaces must be protected from frost. It can be applied with brush and roller. Two coats must be applied with a roller and brush and waiting time between the coats must be 4-5 hours. Tools used must be cleaned immediately after application with Betek Synthetic Thinner.

TECHNICAL VALUES

Binder	Alkyd
Thinner	Betek Synthetic Thinner
Application tools	Brush, roller
Touch dryness	30-60 min
Waiting time between coats	4-5 h
Hard dry	24 h
Full cure	7 days
Density	0,94 g/ml
Flash Point	45°C
Color	Hammer Paints Color Card
Consumption	8-12 m ² /L in a single coat depending on the absorpency and structure of the application surface

THINNING

Hammer is used without thinning for brush applications. For roller applications, it may be thinned with Betek Synthetic Thinner in a ratio of maximum 5%, if necessary according to the weather and surface conditions. Apply in two coats with brush and roller. It must be noted that blistering, shrinkage, cracking and drying problems may occur on the surfaces in case of thinning with thinners with different brands.

STORAGE

It can be stored in unopened packaging in a cool, dry place protecting from frost and direct sunlight. In order to protect the remaining paint within the packaging after application in the safest way, the thinner used must be added to completely cover the top of the paint, the cover of the packaging must be closed tightly, the packaging must be turned 180 ° 1-2 times and then must be placed in normal position.

BETEK PAINT REMOVER



1L



- Used on water, wood, concrete, exposed concrete, MDF, concrete board, iron, steel, plaster and plaster board surfaces for removing solvent- and water-based paints from the surface
- Solvent-based, very strong paint remover

PRODUCT DESCRIPTION

Solvent-based, very strong paint remover.

APPLICATION SURFACES

Used on water, wood, concrete, exposed concrete, MDF, concrete board, iron, steel, plaster and plaster board surfaces for removing solvent- and water-based paints from the surface. Be careful about the surface during application on plaster and plaster board surfaces, inspect after cleaning if required.

APPLICATION

Applied with a brush onto the paint to be removed from the surface. Waiting time is 3-5 minutes. Blistering paint is removed from the surface using a spatula. Prior to repainting, the surface should be cleaned thoroughly. For surfaces with multiple coats of paint, it should be applied separately to each coat. Be careful to ensure that ambient and surface temperature stays between +5°C and +30°C throughout the application.

Note: Test on a small area before applying on any surface other than given in the 'Application Surfaces' section. The sole responsibility of such applications belong to the consumer. Open the lid of the package away from the face especially during hot temperatures and use mask for protection against its vapor. You can access the MSDS and TDS forms including the information regarding detailed application, healthy-safety-handling risks and precautions on www.betekexport.com.

TECHNICAL VALUES

Binder	CMC
Thinner	Ready to use
Application tools	Brush
Density	1,2 g/ml
Flash Point	<20°C
Consumption	3,3 - 4,2 m ² /kg in a single coat depending on the absorbency and structure of the application surface

THINNING

Ready to use.

STORAGE

May be stored for at least 3 years in its unopened packaging in a cool and dry environment protected against frosting and direct sunlight. Close the package right after application in an air-tight manner.

BETEK ALUMINIUM PAINT



0,25 L



PRODUCT DESCRIPTION

It is a hydrocarbon resin based top coat paint which contains metallic aluminium powder.

APPLICATION SURFACES

It is applied on all kinds of metal surfaces, stoves, chimneys, radiators and boilers, pipes of heat transferring systems, electric poles, for protective and decorative purposes.

APPLICATION

Ambient temperature during application and curing should be between +10 °C and +35 °C. During application, temperature of the paint should not fall below 12 °C and ambient relative humidity rate should not rise above % 70. In order to avoid condensation of the paint, temperature of the substrate must be at least 3 °C above the dew point. Ventilation is required during indoor applications and drying. Must be only applied on dry surfaces free of any dust, grease, oil and other contaminants.

For airless spraying:

Pressure	: 120-140bar
Nozzle Angle	: 50°
Nozzle Size (inch)	: 0.013"
Diluting	: 10% (Volume)

TECHNICAL VALUES

Binder	Hydrocarbon Resin
Thinner	Industrial Thinner
Application tools	Airless, airspray, roller
Dust Free Drying	10-15 (20 °C/minute)
Touch dryness	5 (20 °C/hour)
Through Curing	7(20 °C/day)
Density	0,94 g/ml
Solid Content by Volume	24 %
Solid Content by Weight	30 %
Color	Metallic Grey
Consumption	9,4 m ² /L (for 30 micron application)

STORAGE

Its storage life in original and unopened container at cool and dry environment is 1 year. It should be protected from direct sunlight.



WOOD
PRODUCTS

BETEK WOOD CARE



- ☒ High penetration power
- ☒ Provides perfect protection against blue fungus
- ☒ Penetrates deeply into the wood
- ☒ Does not fade or cover the natural look of the wood
- ☒ Resistant to corrosive UV rays
- ☒ Creates a great adherence surface for varnish or paint that will be applied on top
- ☒ Increases the strength of the wood
- ☒ Dries fast
- ☒ Adjusts moisture and shaped perfectly
- ☒ Increases the life of the material that it is applied on
- ☒ Lead-free

PRODUCT DESCRIPTION

Alkyd resin-based, decorative wood protector with high penetration power.

SPECIFICATIONS

Provides perfect protection against blue fungus that damages and changes the color of wood. Penetrates deeply into the wood with its high penetration power. Does not fade or cover the natural look of the wood since it contains high quality transparent pigments that are resistant to corrosive UV rays. Creates a great adherence surface for varnish or paint that will be applied on top besides increasing the strength of the wood. Dries fast, adjusts moisture and shaped perfectly. Increases the life of the material that it is applied on. Does not contain lead.

APPLICATION SURFACES

A decorative wood protector that you can apply safely on old or new, interior or exterior wooden surfaces. Used on wood houses, windows, balconies, interior and exterior doors, wood fences, basement woods, wood ceilings, columns and beams, furniture elements and similar wood surfaces. Avoid using on hives, saunas and wood containing unpackaged food materials. Avoid applying on wooden surfaces containing high concentrations of natural oil like teak and iroko.

APPLICATION

Ready-to-use. Recommended to be mixed before and during application. Clean previously painted surfaces fully. Remove the dirt like resin and sand dust on wood surfaces that will be painted for the first time. Apply Betek Impregnation Care beforehand to ensure perfect protection for the new painted wood. Apply Betek Wood Care after 24 hours in two coats with a brush, roller and in one coat with a sprayer. Note that the color gets darker as the number of coats increases. Apply the same number of coats in continuing works. Ensure the humidity of the application wood is not over 15%. Ensure the ambient and the surface temperature is between +5°C and +30°C during the application and until the product is fully dry, and protect the surfaces against frost. Clean the tools used with Betek Synthetic Thinner immediately after application.

You can access the MSDS and TDS forms including the information regarding detailed application, healthy-safety-handling risks and precautions on www.betekexport.com.

TECHNICAL VALUES

Binder	Alkyd
Thinner	Ready to use
Application tools	Brush, roller, sprayer
Hard Dryness	8-10 h
Second coat application	24 h for solvent-based varnish and 48 h for water-based varnish
Density	0,85g/ml
Color	Betek Wood Care color card
Flash Point	36°C
Consumption	8-12 m ² /L in a single coat depending on the absorbency and structure of the wood

THINNING

Ready to use. Do not thin.

DRYING TIME (AT 20°C, 65% RH)

Hard-dryness: 8-10 hours

Application of the Second Coat: 24 hours for solvent-based varnish and 48 hours for water-based varnish (drying time may lengthen at higher relative humidity and lower temperature).

STORAGE

May be stored for at least 3 years in its unopened packaging in a cool and dry environment protected against frosting and direct sunlight. Close the package right after application in an air-tight manner.

BETEK WOOD CARE VARNISHED



- ✘ Does not require a separate varnish after application
- ✘ Protective against blue fungi
- ✘ Protects the wood against water and ultraviolet rays
- ✘ Penetrates easily into the wood
- ✘ Resistant against corrosion
- ✘ Creates a film layer on the surface
- ✘ Lead free



PRODUCT DESCRIPTION

An alkyd-binder-based, transparent, glossy, decorative and protective top-coat wood varnish that is designed for wood surfaces.

SPECIFICATIONS

Does not require a separate varnish after application. Protective against blue fungi thanks to its special additives. Protects the wood against water and ultraviolet rays. Penetrates easily into the wood. Resistant against corrosion. Creates a film layer on the surface. Does not contain lead.

APPLICATION SURFACES

Used in all types of wood cladding and wood garden furniture painting. Avoid using on hives, saunas, wood containing unpackaged food materials, horizontal wood floors and wood surfaces exposed to foot traffic. Avoid applying on wooden surfaces containing high concentrations of natural oil like teak and iroko.

APPLICATION

Mix well before the application. Apply in two coats using a brush, a roller or a sprayer by waiting 8 hours between coats. Clean the application surfaces from grease, dirt, resin and dust, and sand and dust if required. Burn the knots if any and wipe out the resins with cellulosic thinner. Apply 1 or 3 coats of Betek Impregnation Care before application to support the protection of raw wood against fungi, mold and wood worms. Apply Betek Wood Care Varnished after 24 hours. Sand slightly, wipe with a clean cloth and paint with the same color on the surface when it is required to reapply Betek Wood Care Varnished to surfaces that are previously treated with the same product. Remove the blistered and bloated areas and then begin the application. Recommended to be applied in two coats. Note that the color gets darker as the number of coats increases. Apply the same number of coats in continuing works. Ensure the humidity of the application wood is not over 15%.

Note: It is recommended to color the top coat 15% in average to increase the UV resistance in cases where a natural look is requested. Avoid applying products like linseed oil, synthetic paste and filler varnish to surfaces during substructure repairs. Ensure there is a colored protective film on the sublayer for full UV resistance if a transparent protector is used on the top coat

TECHNICAL VALUES

Binder	Alkyd
Thinner	Ready to use
Application tools	Brush, roller, sprayer
Hard Dryness	12h
Touch dryness	1-2 h
Density	0,85g/ml
Flash Point	<39°C
Color	Betek Wood Care color card
Consumption	11-13 m ² /L in a single coat depending on the absorpency and structure of the wood

in exterior wood protecting system applications. Responsibility of avoiding this step fully belongs to the consumer.

Ensure the ambient and the surface temperature is between +5°C and +30°C during the application and until the product is fully dry, and protect the surfaces against frost. Clean the tools used with Betek Synthetic Thinner immediately after application. You can access the MSDS and TDS forms including the information regarding detailed application, healthy-safety-handling risks and precautions on www.betekexport.com.

THINNING

Ready to use. Do not thin.

DRYING TIME (AT 20°C, 65% RH)

Touch-dry: 1-2 hours
Hard-dry: 12 hours (drying time can increase at higher relative humidity and lower temperature values)

STORAGE

May be stored for at least 3 years in its unopened packaging in a cool and dry environment protected against frosting and direct sunlight. Close the package right after application in an air-tight manner.

Betek Wood Care Varnished

- ✔ Protects the wood against water and ultraviolet rays
- ✔ Protective against blue fungi
- ✔ Resistant against corrosion
- ✔ Lead free



BETEK IMPREGNATION CARE



- ✔ Does not form a film
- ✔ Protects the wood against micro organisms
- ✔ Provides perfect protection against blue fungus
- ✔ Creates a great adherence surface for colored wood protector, varnish or paint that will be applied on top
- ✔ Increases the strength of the wood
- ✔ Dries fast
- ✔ Adjusts moisture and shaped perfectly
- ✔ Increases the life of the material
- ✔ Lead free

PRODUCT DESCRIPTION

An alkyd resin-based, tolyfluaniid protector-based, UV-resistant impregnation material that doesn't form a film but protects the wood against micro organisms.

SPECIFICATIONS

Provides perfect protection against blue fungus that damages and changes the color of wood. Creates a great adherence surface for colored wood protector, varnish or paint that will be applied on top besides increasing the strength of the wood. Dries fast, adjusts moisture and shaped perfectly. Increases the life of the material that it is applied on. Does not contain lead.

APPLICATION SURFACES

Used in impregnating woods that are open to all atmospheric events or exposed to intense moisture. Used safely on wooden houses, windows, balconies, gates, wooden fences and electrical poles, panels, woods of humid basements and similar places. Avoid using on hives, saunas and wood containing unpackaged food materials. Avoid applying on wooden surfaces containing high concentrations of natural oil like teak and iroko.

APPLICATION

Clean the resin, sand dust, old paint residues on the wood application surfaces. Mix well before use. Ensure the humidity of the application wood is not over 15%. Apply in two coats for real protection. Apply the second coat minimum 4 hours and maximum 4 weeks after the first coat (at 23°C and 50% HR). Ensure the ambient and the surface temperature is between +5°C and +30°C during the application and until the product is fully dry, and protect the surfaces against frost. Apply by brushing or dipping method. Clean the tools used with Betek Synthetic Thinner immediately after application. Dipping method is recommended in massive woods, especially in manufacturing phase. You can access the MSDS and TDS forms including the information regarding detailed application, healthy-safety-handling risks and precautions on www.betekexport.com.

TECHNICAL VALUES

Binder	Alkyd
Thinner	Ready to use
Application tools	Brush, roller, dipping
Hard Dryness	8-10 h
Density	0,8 g/ml
Flash Point	36°C
Consumption	8-12 m ² /L in a single coat depending on the absorpency and structure of the wood

THINNING

Ready to use. Do not thin.

DRYING TIME (AT 20°C, 65% RH)

Hard-dryness: 8-10 hours
Resting period before applying solvent-based paint and varnish: 24 hours
Resting period before applying water-based paint and varnish: 48 hours (drying time may lengthen in higher relative humidities and lower temperatures).

STORAGE

May be stored for at least 3 years in its unopened packaging in a cool and dry environment protected against frosting and direct sunlight. Close the package right after application in an air-tight manner.

BETEK YACHT VARNISH



- ✘ Provides a superior finish with high gloss
- ✘ Protects the wood for long time thanks to the U.V. absorbents in its structure
- ✘ Resistant against yellowing
- ✘ Does not change the structure of the wood due to its transparent quality
- ✘ Preserves its natural look against atmosphere conditions, moisture and water
- ✘ Adheres perfectly
- ✘ Saves time and labor with its perfect spreading power
- ✘ Lead-free



PRODUCT DESCRIPTION

An urethane alkyd resin combination-based yacht varnish providing a superior finish with high gloss.

SPECIFICATIONS

Protects the wood for long time thanks to the U.V. absorbents in its structure. Resistant against yellowing. Does not change the structure of the wood due to its transparent quality. An interior and exterior varnish that preserves its natural look against atmosphere conditions, moisture and water, and adheres perfectly. Saves time and labor with its perfect spreading power. Does not contain lead.

APPLICATION SURFACES

Betek Yacht Varnish is a UV-resistant gloss varnish that you can use comfortably on wood surfaces of vessels and all types of wood internal and external surfaces of buildings for decorative and protective purposes.

APPLICATION

Clean the wood surfaces from oil, dirt and bloated paint residues. Protect the wood surfaces that will be varnished for the first time with wood impregnation material. Recommended to be applied in 3 coats by sanding and waiting for one day between each coat. Recommended to be applied after impregnating the surface with BeteK Impregnation Care. Apply the same number of coats in continuing works. Ensure the humidity of the application wood is not over 15%. Ensure the ambient and the surface temperature is between +5°C and +30°C during the application and until the product is fully dry, and protect the surfaces against frost. Apply using a brush, a roller or a sprayer. Clean the tools used with BeteK Synthetic Thinner immediately after application. You can access the MSDS and TDS forms including the information regarding detailed application, healthy-safety-handling risks and precautions on www.betekexport.com.

For airless spraying:

Pressure	: 120-140bar
Nozzle Angle	: 50°
Nozzle Size (inch)	: 0.010"
Diluting	: 10-20 % (Volume)

TECHNICAL VALUES

Binder	Urethane-Alkyd
Thinner	Betek Synthetic Thinner
Application tools	Brush, roller, sprayer
Hard Dryness	12h
Touch dryness	2 h
Density	0,93 g/ml
Gloss	Gloss, semi gloss
Flash Point	<40°C
Consumption	14-18 m ² /L in a single coat, consumption may vary depending on the wood type, surface state, number of coats and application method.

THINNING

Thin using BeteK Synthetic Thinner by 10-20% for spray gun applications, by 5-10% for brush or roller applications. It should be noted that problems, such as rising, shrinking, cracking and drying, may occur on the surface for dilutions to be performed with thinners of different brand.

DRYING TIME (AT 20°C, 65% RH)

Touch-dry: 2 hours
Hard-dry: 12 hours (drying time can increase at higher relative humidity and lower temperature values)

STORAGE

May be stored for at least 3 years in its unopened packaging in a cool and dry environment protected against frosting and direct sunlight. Close the package right after application in an air-tight manner.

BETEK SYNTHETIC PARQUET VARNISH



- ☒ High and permanent gloss
- ☒ Does not damage the natural look of interior wood surfaces and cause any change in their colors
- ☒ Transparent
- ☒ Resistant against yellowing
- ☒ Forms a hard film
- ☒ Resistant against liquid domestic cleaning substances
- ☒ Does not leave brush marks
- ☒ Lead free



PRODUCT DESCRIPTION

A single-component, modified urethane alkyd-based glossy parquet varnish.

SPECIFICATIONS

High and permanent gloss. Does not damage the natural look of interior wood surfaces and cause any change in their colors. Transparent. Resistant against yellowing. Forms a hard film. Resistant against liquid domestic cleaning substances. Does not leave brush marks. Does not contain lead.

APPLICATION SURFACES

A glass varnish that can be used safely on interior wood floors, stairs and parquets that require strength.

APPLICATION

Ensure the application surface is dry enough and free from any dirt. Apply Betek Parquet Filling Varnish first to the rough application surface. Clean with a scraper before applying Betek Parquet Filling Varnish if the surface was varnished before. Apply two or three coats of Betek Synthetic Parquet Varnish on the smooth surface that is obtained. Wait for 5 to 6 hours between each coat. Can be walked on the application surface after waiting minimum 24 hours. Ensure the humidity of the application wood is not over 15%. Ensure the ambient and the surface temperature is between +5°C and +30°C during the application and until the product is fully dry, and protect the surfaces against frost. Can be applied using a brush, roller or sprayer. You can access the MSDS and TDS forms including the information regarding detailed application, healthy-safety-handling risks and precautions on www.betekexport.com.

For airless spraying:

Pressure	: 120-140bar
Nozzle Angle	: 50°
Nozzle Size (inch)	: 0.010"
Diluting	: 10-15 % (Volume)

TECHNICAL VALUES

Binder	Urethane-Alkyd
Thinner	Betek Synthetic Thinner
Application tools	Brush, roller, sprayer
Hard Dryness	12h
Density	0,92 g/ml
Gloss	Gloss, semi gloss, matt
Flash Point	36°C
Consumption	14-16 m ² /L in a single coat, consumption may vary depending on the wood type, surface state, number of coats and application method.

THINNING

It is recommended to thin by 25% with Betek Synthetic Thinner for first coat applications and by 10-15% for second and, if required, third coat applications. It should be noted that problems, such as rising, shrinking, cracking and drying, may occur on the surface for dilutions to be performed with thinners of different brand.

DRYING TIME (AT 20°C, 65% RH)

Hard-dry: 12 hours. Can be opened to foot traffic after 24 hours. Gains physical and chemical strength maximum 4 days later (the drying period may lengthen at higher relative humidity and lower temperature).

STORAGE

May be stored for at least 3 years in its unopened packaging in a cool and dry environment protected against frosting and sunlight. Close the package right after application in an air-tight manner.



BETEK PARQUET FILLING VARNISH

12,5 L 2,5 L



- Fast dry
- Can be applied on all types of MDF, chipboard, massive wood and timber cover surfaces
- Creates a thick, durable and easy-to-sand layer on the surface

PRODUCT DESCRIPTION

Cellulose-based, fast-drying filler varnish.

APPLICATION SURFACES

Parquet filler varnish that is used on all types of MDF, chipboard, massive wood and timber cover surfaces to fill the holes and prepare a smooth surface for the top coat. Creates a thick, durable and easy-to-sand layer on the surface.

APPLICATION

Apply with brush, a roller or a sprayer. Apply 2 or 3 thin coats. Wait for 5-10 minutes after each coat.

THINNING

Thin with BeteK Cellulosic Thinner by 50% - 100%

DRYING TIME (20°C)

Touch dryness: 10-15 minutes.
Sand dryness: 2 hours.

STORAGE

Store in a cool and well-ventilated environment. Direct sunlight should be avoided. It can be stored for 1 year in its unopened, original package.

TECHNICAL VALUES

Binder	Cellulosic
Thinner	Cellulosic Thinner
Application tools	Brush, roller, sprayer
Touch dryness	10-15 min
Sand dryness	2 hours
Density	0,94 g/ml
Flash Point	<23°C
Consumption	8-10 m ² /L in a single coat, consumption may vary depending on the wood type, surface state, number of coats and application method.

CONSTRUCTION CHEMICALS

BETEK AQUASET



PRODUCT DESCRIPTION

An acrylic copolymer resin-based, water-based, single-component, ready-to-use, elastic, white (colorable) waterproofing spread material that can be applied on all types of surfaces easily.

APPLICATION SURFACES

Can be used on indoor or outdoor horizontal and vertical surfaces like flat and inclined roofs, terraces, balconies, pools and water tanks, corners of gutters, eaves and chimneys, and concrete, plaster, brick, zinc, galvanized and briquette surfaces.

APPLICATION

Apply on humid-free, dry and clean surfaces. Clean the application surface from all kinds of grease, dirt, dust and loose materials preventing adhesion of the product. Recommended to clean plaster and concrete surfaces with soapy warm water before application. Ensure the application surface has a slope that will prevent ponding (min. 5%). Fill the gaps, holes on the surface with Stako repair mortar. Apply a coat of primer by thinning AquaSet with 100% water based on the condition of the surface, and apply two coats of not-thinned coat over the primer (Ensure the application is minimum two coats.) Apply the second coat in the direction that is 90° perpendicular to the application direction of the first. Apply Fibrious AquaSet in stripes at horizontal and vertical joints. Apply AquaSet in a temperature between +5 °C and +35°C especially during dry air. Avoid applications in weather conditions like rain, snow and frost. Protect the surface from such weather conditions at least for 24 hours after the application. It is possible to add color to AquaSet with the colors in Betekmatic color chart (only with 34-5 shades).

DRYING TIME (AT 20°C, 65% RH)

First Drying	12 hours.
Second Coat	24 hours.
Full Drying	48 hours.

- ☒ Ready to use
- ☒ Easy-to-apply semi-fluid, covers tough surfaces easily
- ☒ Low labor cost
- ☒ Elastic. Elongates 600% after 24 hours at 23°C in 1 to 1.5 mm thickness
- ☒ Adheres perfectly to all types of building materials (Adhesion strength on mineral based surfaces: 7.15 kgf / cm²)
- ☒ Maintains its elasticity in temperature differences (476% at 70°C, 397% at -17°C)
- ☒ Resistant against weak chemicals
- ☒ Enables the surfaces to breathe. (Water vapor permeability: 27.6 g/m² day after 24 hours at 23°C and 65% relative humidity)
- ☒ Tensile strength: (23°C - 65% RH) 24.5 kgf / cm² after 24 hours, 55 kgf / cm² after 72 hours
- ☒ Does not contain any solvents
- ☒ Decorative, can be colored with Betekmatic tubes even though it is produced white (only 4-5 shades) or painted using a water-based paint with the same elasticity

TECHNICAL VALUES

Binder	Acrylic
Thinner	Ready to use
Application Tools	Brush, roller
First Drying	12 h
Second Coat	24 h
Final Drying	48 h
Form	Semi-fluid liquid
Breaking elongation	min. 600 %
Adhesion strength	12 kgf/cm ²
Density	1,30 g/ml
Color	White, can be colored with Betekmatic tubes
Consumption	Vertical:1,33 m ² /kg Horizontal:0,67m ² /kg per single coat depending on the structure, smoothness and porosity of the application structure, average consumption.

STORAGE

May be stored for 1 year in its original packaging at a cool and dry place protected from moisture, freezing and direct sunlight.

BETEK FIBRIOUS AQUASET



PRODUCT DESCRIPTION

Betek Fibrious AquaSet is a ready-to-use, polypropylene micro fiber-added, white, liquid membrane waterproofing material that is developed for regions named as risky in waterproofing.

APPLICATION SURFACES

Can be used safely especially on the joints or sections with cracking risk at concrete, plaster, brick, porcelain, galvanized sheet metal and wood surfaces requiring waterproofing like roofs, foundation and basement walls, and on filter and chimney bottoms.

APPLICATION

Apply on humid-free, dry and clean surfaces. Clean the application surface from all kinds of grease, dirt, dust and loose materials preventing adhesion of the product. Ensure the application surface has a slope that will prevent ponding. Fill the gaps, holes on the surface with Stako repair mortar. Prime with a coat of AquaSet thinned with 100% water and then apply two coats of Betek Fibrious AquaSet depending on the state of the surface. (Betek Fibrious AquaSet cannot be used without thinning. The application should be in minimum two coats.) Wait maximum 24 hours between each coat and apply the second coat over the first one in 90° (perpendicular) direction. Apply in stripes at joints. Apply in a temperature between +5°C and +35°C especially during dry air. Avoid applications in weather conditions like rain, snow and frost. Protect the surfaces of application from negative weather conditions for 48 hours. Protect all surfaces of application with screed, ceramic or similar coats to enable them to display the required performance and strength against external impacts. Clean the application tools with water.

DRYING TIME (AT 20°C, 65% RH)

First Drying	12 hours.
Second Coat	24 hours.
Full Drying	48 hours.

- ☒ Enables applying waterproofing materials easily on top of cracks that occurred on old surfaces in time due to thermal reasons or settling
- ☒ Removes the need for a new application by preventing the applied waterproofing system to be damaged due to the possible future macro-cracks
- ☒ Provides more effective resistance against mechanical impacts with the additional strength that it gains thanks to the polypropylene micro fiber in its formula
- ☒ Does not get affected from cold-hot differences. (-20°C ± 80°C)
- ☒ Can be painted only using a water-based paint with the same elasticity
- ☒ Prevents the growth of bacteria thanks to the biocides in its formula
- ☒ Provides perfect adhesion to mineral-based surfaces, wood and non-anodized metal surfaces

TECHNICAL VALUES

Binder	Acrylic
Thinner	Ready to use
Application Tools	Brush, roller
First Drying	12 h
Second Coat	24 h
Final Drying	48 h
Adhesion strength (after 24 hours)	12 kgf / cm ²
Tensile strength (after 24 hours)	50 kgf / cm ²
Breaking elongation (DIN 53455)	300 %
Water vapor permeability (23°C and 65% RH)	27.6 g / m ² day
Density	1,30 g/ml
Consumption	Vertical:1,33 m ² /kg Horizontal:0,67m ² /kg per single coat depending on the structure, smoothness and porosity of the application structure, average consumption.

STORAGE

May be stored for 1 year in its original packaging at a cool and dry place protected from moisture, freezing and direct sunlight.

Note: AquaSet should be protected with screed, ceramic or similar coats to enable all surfaces to display the required performance and strength against external impacts. Application tools should be cleaned with water. Recommended to applied while wearing flat rubber shoes. Recommended to build a separate platform if satellite dish, solar panels and water tanks will be mounted on top.

Note: AquaSet should be protected with screed, ceramic or similar coats to enable all surfaces to display the required performance and strength against external impacts. Application tools should be cleaned with water. Recommended to applied while wearing flat rubber shoes. Recommended to build a separate platform if satellite dish, solar panels and water tanks will be mounted on top. Do not use Betek Fibrious AquaSet without thinning! Thin Betek Fibrious AquaSet with water by 100% for primer coat.

BETEK POLYCRETE



- ☒ Highly adherent
- ☒ Fully flexible and watertight
- ☒ Resistant against mechanical impacts due to the flexible coat that it forms
- ☒ Preserves its quality even in possible future capillary cracks on the application surfaces (up to 0.1 mm)
- ☒ Forms a permanent layer without any joints and attachments
- ☒ Permeable to water vapor

PRODUCT DESCRIPTION

A cement- and acrylic-based, two-component, fully elastic waterproofing material.

APPLICATION SURFACES

Used in protection of all kinds of interior and exterior building elements and waterproofing. Used as a fully flexible waterproofing material in wet areas like restrooms, bathrooms and kitchens, water tanks (drinking water compliance certificate is available), foundations, terraces and balconies (to protect the top), and spaces where a lot of water is used like hot springs and Turkish baths. Cannot be used in areas exposed to negative water pressure.

APPLICATION

Clean the application surface from all kinds of dirt, dust etc. preventing adhesion of the product. Use pressurized water and soapy warm water if required. Apply to raw plaster or concrete surface. Remove all the materials on the surface such as coating, paint using mechanical methods until brute concrete is reached. Ensure that the application surface is damp-dry and clean. Ensure the application surface has a slope that will prevent ponding (min. 5%). Use Betek Stako and/or Betek Stako 0 repair mortars for surface smoothness before the application. Bevel the vertical and horizontal cold joints with Stako repair mortar by opening joint gaps. Moisturize the surfaces after the surface preparation is complete. Mix 1 unit of Component A (liquid) with 2 units of Component B (powder) using a low-speed (400-600 cycles/minute) mixer to obtain the fluent form for brush or roller application. Reduce the fluid amount 30-35% to obtain the paste form for trowel application. Apply in 2 coats.

Note: Apply at temperatures between +5°C - +30°C
Protect the application surface from rain, frost, direct sunlight, pedestrian and vehicle traffic starting at least 24 hours before the application.
Cover the areas that may be exposed to direct sunlight.
Clean the hand tools used for application using water after the application. Wear gloves during application. Wash eyes and skin with plenty of water in case of contact with the product. Consult to a doctor urgently in case of an allergic reaction.

TECHNICAL VALUES

Binder	Cement-Acrylic
Application Tools	Brush, roller, trowel
Blending Ratio	20 kg powder (bag) - 10 kg liquid (pail) A/B ratio by weight: 1/2
Water Absorption	≤ 0.1 kg/m ² h ^{1/2}
Pressurized Water Strength (positive direction)	≥ 1.5 bar
Adhesion Strength (28 days)	≥ 1.0 N/mm ²
Surface Temperature	+5°C - +30°C
Ambient Temperature	+5°C - +30°C
Maturing Time	3-5 minutes
Working Life (at +20°C)	2 hours
Coat Resting Period	4 hours
Drying Time	24 hours
Density	Component A: white liquid Component B: gray powder Mixture: cement gray
Consumption	Component A + Component B: 0,3 m ² /kg in average (2-coat application) there will be differences based on the number of pores and holes on the surface

STORAGE

May be stored for 6 months in its unopened packaging at a cool and dry environment protected against moisture, frost and direct sunlight.

BETEK BITUMFLEKS



- ☒ Ready-to-use in fluid consistency
- ☒ Provides high adherence to dry and moist surfaces
- ☒ Prevents weathering, dusting and bloating on interior surfaces by providing water- and damp-proofing
- ☒ Continues to protect the structure against water and damp without losing its watertight quality in possible future structural capillary cracks
- ☒ Does not get affected from temperature differences when it gains its full strength (-15°C - +80°C)

PRODUCT DESCRIPTION

Modified bitumen emulsion-based, single-component, ready-to-use, solvent-free, water insulation spread material with high adhesion strength.

APPLICATION SURFACES

Used on horizontal and vertical surfaces of indoors and outdoors in the direction of the water like curtain and sustaining walls contacting the ground, tunneling, draining and piling, external insulation of basement and ground floor surfaces, and water insulation of wet areas like terraces, balconies, bathrooms, kitchens and rest rooms.

APPLICATION

Clean the application surface from all kinds of dirt, dust etc. preventing adhesion of the product. Use pressurized water and soapy warm water if required. Ensure the application surfaces are moisture-free, dry and clean. Ensure the application terraces and surfaces has a slope that will prevent ponding (min. 5%). Use Betek Stako and/or Betek Stako 0 repair mortar for surface smoothness before the application. Bevel the vertical and horizontal cold joints with Betek Stako by opening joint gaps. Apply without thinning with water. Apply in minimum 2 coats. Wait maximum 24 hours between each coat and apply the second coat over the first one in 90° (perpendicular) direction.

DRYING TIME (AT 20°C, 65% RH)

First Drying	12 hours.
Second Coat	24 hours.
Full Drying	48 hours.

Note: Apply at temperatures between +5°C - +30°C Avoid applications in weather conditions like rain, snow and frost. Protect the surface from such weather conditions at least for 24 hours after the application. Apply Betek Bitumfleks on the side of the structure that may be exposed to moisture and positive water pressure. Clean the hand tools used for application using water after the application easily since the product is solvent-free. Wear gloves during application. Wash eyes and skin with plenty of water in case of contact with the product. Consult to a doctor urgently in case of an allergic reaction.

TECHNICAL VALUES

Binder	Bitumen
Thinner	Ready to use
Application tools	Brush, roller
First drying	12 h
Second coat	24 h
Final drying	48 h
Application Temperature	+5°C - +30°C
Solid Substance Ratio	58 ± 2
pH	9 ± 1
Viscosity (mPa.s)	20000 ± 2500
Heat Resistance	-15°C - +80°C
Water Absorption	30 g/m ² h ^{1/2}
Water Vapor Permeability	Sd < 0.10
Breaking Elongation	Min. 300%
Tensile Strength	0.45 N/mm ²
Density	1,10 g/ml
Color	Dark brown (black when dried)
Consumption	In two coats : 0,25-0,33 m ² /kg there will be differences based on the number of pores and holes on the surface

STORAGE

May be stored for 1 year in its original packaging at a cool and dry place protected from moisture, freezing and direct sunlight.

BETEKSTOP



25 kg



- Prepared by mixing with water only. Applied easily with brush or trowel
- Used securely in waterproofing of horizontal and vertical surfaces both from negative and positive sides
- Applied securely to all kinds of cement-coated surfaces, and all old and new brute concrete surfaces
- Offers non-abrasive, non-corrosive full water insulation that can't be passed and detached from the surface
- Provides resistance against mechanical and chemical impacts. Protects the iron and concrete against abrasive effects of water

PRODUCT DESCRIPTION

Cement-based, single-component crystallized waterproofing mortar with capillary effect that can be applied from negative and positive sides with polymer additives containing special type of cement and filling to provide solutions in situations like paint blistering and plaster flaking.

APPLICATION SURFACES

Used in the insulation of foundations, curtain and sustaining walls at horizontal and vertical surfaces of indoors and outdoors, and basement walls of existing buildings. Used in pre-ceramic insulation of wet surfaces like balconies, bathrooms, WCs; in protection of concrete seaside buildings from the abrasive and corrosive effects of water; in protection against rain water entering with wind; in insulation of underground structures like storm drain, flume, tunnel, shelter, parking lot and elevator shaft; and in insulation of concrete water retaining structures like water tank, swimming pool and cistern.


APPLICATION

Clean the application surface from all kinds of dirt, dust etc. preventing adhesion of the product. Use pressurized water and soapy warm water if required. Apply to raw plaster or concrete surface. Remove all the materials on the surface such as coating, paint using mechanical methods until brute concrete is reached. Ensure that the application surface is damp-dry and clean. Ensure the application surface has a slope that will prevent ponding (min. 5%). Use Betek Stako and/or Betek Stako 0 repair mortars for surface smoothness before the application. Bevel the vertical and horizontal cold joints with Stako repair mortar by opening joint gaps.

Moisturize the surfaces after the surface preparation is complete. Mix 25 kg Betekstop with 6-6.5 L clean water for brush application and with 5-5.5 L clean water for trowel application. Ensure the mixture is prepared with a low-speed mixer (400-600 rpm). Mix until all the air bubbles disappear and a homogenous mixture is obtained. Apply in 2 coats.

Note: Apply at temperatures between +5°C - +30°C
Protect the application surface from rain, frost, direct sunlight, pedestrian and vehicle traffic starting at least 24 hours before the application.
Cover the areas that may be exposed to direct sunlight.
Clean the hand tools used for application using water after the application. Wear gloves during application. Wash eyes and skin with plenty of water in case of contact with the product. Consult to a doctor urgently in case of an allergic reaction.

BETEK BEPERMO



0,33 kg



- Creates a high quality water repellent surface
- Ensures water tightness by preventing the formation of capillary cracks and gaps within the plaster, screed and concrete
- Creates surfaces with high water retention
- Removes the dampening property of the water particles
- The lime that you will use in the plaster works has no negative impact on Bepermo
- Improves the quality and strength by increasing the formation of air in the fresh plaster and concrete mortar

PRODUCT DESCRIPTION

Powder admixture without any white chloride that is used to create a high quality water repellent surface in all types of plaster, screed and concrete works.

SPECIFICATIONS

Ensures water tightness by preventing the formation of capillary cracks and gaps within the plaster, screed and concrete after reacting with the cement in the mortar thanks to the hydrophobic (water repellent) chemicals in its formula. Thus creates surfaces with high water retention by removing the dampening property of the water particles. The lime that you will use in the plaster works has no negative impact on Bepermo. Improves the quality and strength by increasing the formation of air in the fresh plaster and concrete mortar. Does not cause any change in the setting periods of normal Portland cement.

APPLICATION SURFACES

Bepermo can be used safely in plaster and screed works of all types of mineral-based building elements that are exposed to water and moisture. Used in the under-ceramic screed works of surfaces in constant contact with water like bathroom, kitchen and balcony. Used as water repellent admixture in exterior plasters, water tanks, swimming pools, basement, gallery, foundation and shear concretes against the moisture caused by rain or wash water.

APPLICATION

Add a packet of Bepermo (330 g) for each bag of cement (50 kg) in the plaster or concrete dry mortar, prepare a pre-mixture and only then add mortar mixing water due to the water repellent chemicals in Bepermo. Can be applied in all known methods in line with general construction rules after preparing the plaster, screed and concrete containing Bepermo meticulously.

Note: Bepermo should be added to the dry mixture and mixed 2 times. Only then water should be added. Avoid adding Bepermo to a mixture that water is added.

BETEK LATEKS



- ☒ Provides water tightness and resistance against chemical substances
- ☒ Reduces the formation of capillary cracks
- ☒ Increases the adherence in between the particles inside the mortar

PRODUCT DESCRIPTION

Lateks is a ready-to-use liquid emulsion that provides water tightness and resistance against chemical substances thanks to the copolymer within its formula, and reduces the formation of capillary cracks by increasing the adherence in between the particles inside the mortar.

APPLICATION SURFACES

Used in providing adherence in between old and new plaster-concrete, preventing cracks in screeds, repairing surfaces, creating resistant and dust-free surfaces, increasing the adherence strength of plates like tiles and ceramics, preparing all types of surfaces requiring water insulation, and creating cement-based repair mortars for surface repairing and leveling.

APPLICATION

Clean the application surface from oil, dust and loose materials. Brush with a wire brush, dust and wet with plenty of water if required.

Create an adherence bridge. Mix Lateks and water in the ratio of 1:1 until a cement in flowing and intense consistency is obtained. Apply the cement with a brush or pour on the surface. Apply plaster or screed before it is fully dry.

Add to the mixture that will be used in repairs with Stako and Stako 0 repair mortars at hot and windy weather conditions in an amount that equals to 10% of the cement powder weight in the repair mixture in order to prevent sudden water loss and repair shrinkage cracks.

Apply Lateks mixture on surface to increase the strength of tile and ceramic adhesives. Apply as a primer to the surface for adherence by thinning with water in 1/1 or 1/2 ratio depending on the surface.

Note: Add Lateks/Water mixture after the dry mortar is prepared and mix. Apply Lateks/Water mixture in between each coat for adherence in thick layers. Using Betek Lateks more than 10% of the cement weight lengthens the setting period of the mixture, and reduces strength.

TECHNICAL VALUES

Binder	Lateks
Application Tools	Spatula, Trowel, Brush
Form	Liquid
Density	1,05 g/ml
Color	White
Consumption	Mix an amount that is almost 10% of the dry cement weight depending on the amount of cement in the mortar

STORAGE

May be stored for 1 year in its original packaging at a cool and dry place protected from moisture, freezing and direct sunlight.

BETEK-1



- ☒ Makes the mortar easy to mix
- ☒ Provides impermeability
- ☒ Prevents the possible cracks in the mortar

PRODUCT DESCRIPTION

Betek-1 is a liquid mortar admixture that makes the mortar easy to mix, provides impermeability by filling the gaps in the mortar and prevents the possible cracks in the mortar.

APPLICATION SURFACES

Used in all kinds of plaster and screed applications exposed to water and moisture, exterior plasters and pool, cesspit, waste water treatment facility, basement, bathroom, terrace plasters and screeds. Used in all mortar mixtures that are composed of sand, cement and pebble and don't contain any reinforcement.

APPLICATION

Ensure the surface is clean and solid by removing all broken or breaking pieces and damping the surface. Ensure the sand is alluvium-free, clean and angular that is sifted through 3 mm sieve. Ensure cement is fresh and intact. Do not add lime to the prepared mortar.

Water Insulation In Plasters

With the addition of Betek-1 into the plaster mortar, full insulation is ensured without preventing the breathing of the surface. For this purpose, the mixing water that is obtained by mixing 9 units of water with 1 unit of Betek-1 is added to the dry plaster mix, and this mortar is applied to the surface in 2 coats. Lateks is recommended to be added to this mixture in an amount that is equal to the 10% of the cement weight if good adhesion and flexibility are requested.

Plaster Application Against Ground Humidity

Block the sources of leakage if there are strong water leakages on surface. Create adherence bridge with Lateks. Mix 1 unit of Betek-1 with 9 units of water. Add this mixing water to 400-500 doses of mortar, and apply to the surface.

TECHNICAL VALUES

Application tools	Spatula, trowel
Density	1,05 g/ml
Consumption	2,5 cm plaster: 1,25-1,6 m ² /kg depending on the structure, smoothness and porosity of the application structure, average consumption

Insulation Against Pressure Water

Ensure the application surface is dry and clean. Mix 1 unit of Betek-1 with 9 units of water. Prefer a mixture in 1:8 or 1:6 ratio if the sand is wet. Mix the Betek-1 mixing water frequently while preparing the mortar. Plaster the first coat of Betek-1 mortar with 1 unit of cement and 1 unit of sand in 5 mm thickness. Plaster the second and third coats of Betek-1 mortar with 1 unit of cement and 1 unit of sand in 2-3 mm thickness. Do not move on to the next coat before the first coat is absorbed fully. Polish the last coat with 1:1 cement:sand ratio.

STORAGE

May be stored for 2 years in its unopened package by protecting against frost.

BETEK STAKO



25 kg



- Manufactured in line with DIN 1164 and prepared with Portland cement and Silica sand at the suitable sieve and particle size
- The largest particle diameter is 0.5 mm. In a structure that can be used in 1.0 – 10 mm thickness at a single application
- Perfect adherence strength
- Does not crack, shrink, sag or sink during application by ensuring smooth polish
- Recommended to use synthetic emulsion based Betek Lateks and water mixture to improve the characteristic properties of fresh hardened Stako. (1kg Lateks + 4kg. Water)

PRODUCT DESCRIPTION

Cement-based, coarse repair mortar containing lime-free, polymer modified fillings developed to partially or fully correct, fill and repair a surface.

APPLICATION SURFACES

Used for repairing the interior and exterior normal or light concrete surfaces, cracks and holes, correcting the surfaces to solve dimension mistakes, leveling the surfaces before ceramic or tile placement, repairing small problems, filling and repairing broken or fallen corner pieces. Used securely in filling gaps or holes up to 10 mm on such surfaces and creating smooth surfaces by correcting the dimension mistakes.

APPLICATION

Clean the application surface from all bloated layers, dust and dirt. Remove the weak and loose surfaces from the old surface using mechanical methods. Mix 5 L water and 25 kg Stako in a clean container using low-speed mixer (max 400 rpm) until the air bubbles disappear. Wait for 3-4 minutes after the first mixing process to obtain the right mixture. Level the surface again 3 minutes after the first application when required depending on the surface absorption, application thickness and weather conditions. Moisturize the surface after the application. Apply using a trowel, as well as a spray suitable for mortar.

STORAGE

May be stored for 6 months in its original packaging at a cool and dry place protected against moisture, frost and direct sunlight.

Note: Moisturize the surfaces with spraying method (unpressurized water) day-night for 3 days following the application to prevent sudden loss of water and fall of strength at temperatures above +25°C. Apply paint before the surface receives any rain following the application. Otherwise, apply the preferred plaster and paint only after the surface that received rain fully dries and is treated with Boxan 451 and water mixture in 1:1 ratio. Apply at temperatures between +5°C - +30°C. Protect the application area from rain, frost, pedestrian and vehicle traffic at least for 48 hours. Clean the hand tools used for application using water after the application. Wear gloves during application. Wash eyes and skin with plenty of water in case of contact with the product. Consult to a doctor urgently in case of an allergic reaction.

FRESH MORTAR PROPERTIES

- Low water absorption value.
- Easy to apply and labor saving.
- Long working time.
- 75 L fresh plaster with 100 kg dry Stako.
- Fresh Plaster Density: 1.60 g/cm²
- Dry Powder Density: 1.35 g/cm²

HARDENED MORTAR PROPERTIES

- High pressure and bending resistance.
- High adherence power.
- Increased elasticity.
- No weathering or mossiness.
- Compression Resistance $\geq 10 \text{ N / mm}^2$
- Bending Resistance $\geq 1.5 \text{ N / mm}^2$
- Adhesion Strength $\geq 1 \text{ N/mm}^2$

TECHNICAL VALUES

Binder	Cement
Application tools	Spatula, trowel
First drying	24 h
Final Drying	3 days
Density	1,25 g/ml
Consumption	The approximate consumption for every 1 mm thick coat is 0,6 m ² /kg there will be differences based on the number of pores and holes on the surface

BETEK STAKO 0



25 kg



- Produced with fillers like Silica sand and calcite of Portland cement in line with DIN 1164 at the suitable sieve and particle size
- Modified with special powder and polymer products against humidity and corrosion
- The largest particle diameter is 0.2 mm. In a structure that can be used in 0.2 – 3.0 mm thickness at a single application. Provides a smooth polish. Does not crack, shrink, sag or sink during application
- Ensures the smooth look of top paint or coat and increases its resistance by creating a very smooth surface
- Recommended to use synthetic emulsion based Betek Lateks and water mixture to improve the characteristic properties of fresh hardened Stako 0. (1kg Lateks + 4kg. Water)

PRODUCT DESCRIPTION

Cement-based, thin repair mortar containing lime-free, polymer modified fillings developed to partially or fully correct, fill and repair a surface.

APPLICATION SURFACES

Used in repairing the superficial capillary cracks of mineral-based interior or exterior surfaces like concrete, exposed concrete, gas concrete and plaster that are formed later even though they were corrected before with rough cast, finish plaster of mineral-based special plasters. Used securely in filling gaps or holes up to 3 mm on such surfaces and creating smooth surfaces by correcting the dimension mistakes.

APPLICATION

Clean the application surface from all bloated layers, dust and dirt. Remove the weak and loose surfaces fully from the old surface using mechanical methods. Clean the old paint layer on the surface as much as possible or fully before applying Stako 0 to smooth especially the surfaces that were painted even though they were not very smooth. Dampen right before application. Mix 5 L water with 1 bag (25 kg) of Stako 0 in a clean container using a low-speed (max. 400 cycles/minute) mixer until all the air bubbles are gone. Wait for 3-4 minutes and remix. Apply using a spatula or steel trowel or a suitable spraying machine. Sand or correct the settled surface using a float.

STORAGE

May be stored for 6 months in its original packaging at a cool and dry place protected against moisture, frost and direct sunlight.

Note: Moisturize the surfaces with spraying method (unpressurized water) day-night for 3 days following the application to prevent sudden loss of water and fall of strength at temperatures above +25°C. Apply paint before the surface receives any rain following the application. Otherwise, apply the preferred plaster and paint only after the surface that received rain fully dries and is treated with Boxan 451 and water mixture in 1:1 ratio. Apply at temperatures between +5°C - +30°C. Protect the application area from rain, frost, pedestrian and vehicle traffic at least for 48 hours. Clean the hand tools used for application using water after the application. Wear gloves during application. Wash eyes and skin with plenty of water in case of contact with the product. Consult to a doctor urgently in case of an allergic reaction.

FRESH MORTAR PROPERTIES

- Low water absorption value.
- Easy to apply and labor saving.
- Long working time.
- Gives the chance to create very smooth surfaces.
- 70 L fresh mortar with 100 kg dry Stako 0.
- Fresh Plaster Density: 1.80 g/cm²
- Dry Powder Density: 1.35 g/cm²

HARDENED MORTAR PROPERTIES

- High pressure and bending resistance.
- High adherence power.
- Increased elasticity.
- Resistant against water and humidity.
- No weathering, mossiness or shrinkage.
- Compression Resistance $\geq 12 \text{ N / mm}^2$
- Bending Resistance $\geq 2 \text{ N / mm}^2$
- Adhesion Strength $\geq 1 \text{ N/mm}^2$

TECHNICAL VALUES

Binder	Cement
Application tools	Spatula, trowel
First drying	24 h
Final Drying	3 days
Density	1,25 g/ml
Consumption	The approximate consumption for every 1 mm thick coat is 0,5-0,6 m ² /kg there will be differences based on the number of pores and holes on the surface

BETEK FRIOL 0°C



- ✘ Accelerates the hydration of cement
- ✘ Reduces setting period
- ✘ Adds resistance against freezing
- ✘ Speeds up the hydration of fresh concrete
- ✘ Removes the risk of freezing while pouring concrete in cold weathers
- ✘ Shortens the hardening period of cement
- ✘ Improves the strength of concrete in the beginning
- ✘ Does not have any corrosive impact on the reinforcement
- ✘ Enables saving money since it decreases application temperature and time besides saving time in places
- ✘ Improves the workability of fresh concrete

PRODUCT DESCRIPTION

Friol 0°C is a liquid mortar admixture that adds resistance against freezing by accelerating the hydration of cement and reducing setting period.

SPECIFICATIONS

Accelerates the formation of aluminate and silicate gels in the first place due to the reactions of cement with water in fresh concrete. Speeds up the hydration of fresh concrete and thus enables the concrete to harden and strengthen rapidly. Removes the risk of freezing while pouring concrete in cold weathers (below 0°C). Shortens the hardening period of cement like admixtures in other alkali structures and improves the strength of concrete in the beginning. Does not display any decrease in strength values and total compressive strength in time. More active than the admixture with chloride in the same concentration even though it does not include any chloride. Does not have any corrosive impact on the reinforcement due to its nature. Enables saving money since it decreases application temperature and time besides saving time in places where early molding is considered thanks to its fast setting. Offers a slight water reducing quality due to its ability to add fluidity to fresh concrete. Increases strengths and resistance against frost with this reduced water amount. Improves the workability of fresh concrete in prefabricate and precast concrete works.

APPLICATION SURFACES

Used in protecting concrete and mortar against freezing in winter, pouring concrete down to -10°C, reducing setting period of concrete and mortar.

TECHNICAL VALUES

Application Tools	Spatula, trowel, brush
Form	Liquid
pH	6.5 ± 0.5
Viscosity (23°C)	100 mPas
Chloride	None
Density	1,26 g/ml
Color	Light brown
Consumption	Mix an amount that is 1-3% of the dry cement weight depending on the amount of cement in the mortar

APPLICATION

The recommended amount for Friol 0°C is 2% of the cement weight. This amount changes in between 1% and 3% depending on the work conditions and the requested setting periods. It is recommended to use fresh and pure Portland cement. Moreover, the dosage should not be lower than 300 kg/m² (6 bags of cement). Mortar mixing water is reduced in the amount of Friol 0°C. Friol 0°C is added to this mixing water.

STORAGE

May be stored for a long time in its unopened and original packaging (at min -10°C and maximum +90°C).
Note: The concrete poured using Friol 0°C should be protected using rush mat, nylon, straw, sack or thermal insulation materials.

Note: Friol 0°C should be defrosted by waiting in room temperature when it freezes in its package under temperatures below -10°C. Defrosted product should be mixed thoroughly and then used. If the concrete will be poured at low temperatures, it is required to take the precautions defined in the standards. It is also required to take the protective measures against curing and freezing. By ensuring that the concrete internal temperature is minimum +5°C with operations like warming mortar mixing water, aggregates and molds, and thermally insulating concrete surfaces and molds, the environment required for the concrete to harden should be created.

BETEK FAYFIKS



- ✘ Cement based
- ✘ Used for affixing ceramics, tiles and other coating materials
- ✘ Applied on cement-based plaster, screed and concrete surfaces
- ✘ Increased horizontal slip resistance

PRODUCT DESCRIPTION

A cement-based tile and ceramic adhesive with increased horizontal slip resistance

APPLICATION SURFACES

Used for affixing ceramics, tiles and other coating materials to interior walls and floors, and exterior floors. Recommended to be applied on cement-based plaster, screed and concrete surfaces.

APPLICATION

Ensure the application surface is clean, dry and secure. Scrape the rough spots on the application surface. Wet the porous and water absorbing surfaces before application. Apply after waiting for the water layer to disappear. Smooth the small imperfections on the surface with Stako 0 (thin repair mortar) and large imperfections with Stako (thick repair mortar) at least 4 days before the application. Application: Pour 5.5-6.5 L of water into a container, add 25 kg Fayfiks into this water slowly, and mix with low speed until a homogeneous mixture is obtained. Rest the prepared mortar for 5 minutes after mixing and mix again for 1-2 minutes before application. Apply the mortar to the surface using a trowel with an appropriate tooth size. Complete the ceramic or tile affixing process maximum within 20 minutes. The thickness of the prepared mortar is determined with toothed trowel. Double sided adhesive bonding should be used on ceramic applications over 20x20 cm (both to the surface and back side of the ceramic), and the tooth size should be increased. Tile spacers should be used for a healthy application and rubber hammer should be used for good adhesion. The ambient temperature must be between +5 °C and +30 °C. Avoid application under direct sunlight.

STORAGE

May be stored for 1 year at a dry environment in its unopened package.

TECHNICAL VALUES

Binder	Cement
Application Tools	Trowel
Open waiting time	Approximately 3 hours
Container drying time (pot life)	20 minutes
Joint application time	After min. 48 hours
Adhesion strength	≥ 0.5 N/mm ²
Water blending ratio	5.5 - 6.5 L
Density	1,41 g/ml
Color	Grey, white
Consumption	Approximately 0,25-0,33 m ² /kg there will be differences based on the number of pores and holes on the surface

* The above specified figures are valid for 23±2 °C temperature and 50±5% relative humidity. The time shortens at hotter conditions and extends at colder conditions.

BETEK FLEKS FUGA



- ✘ Used in joint range of 1-6 mm
- ✘ Resistant against water
- ✘ Adheres well
- ✘ No cracking
- ✘ Stain-proof
- ✘ Can be supplied in 8 different color
- ✘ It is possible to add color with the colors in Betekmatic color chart

PRODUCT DESCRIPTION

Cement-based, decorative joint filler for ceramic and tile joints up to 6 mm.

SPECIFICATIONS

Used in joint range of 1-6 mm, resistant against water, adheres well, no cracking, stain-proof.

Consumed generally as white but can be supplied in 8 different color alternatives: beige, ivory, blue, gray, green, pink, caramel, brown. Moreover it is possible to add color with the colors in Betekmatic color chart (only with 3-4-5 shades).

APPLICATION SURFACES

Used in filling the joints of tiles, ceramics and similar coating materials.

APPLICATION

Clean the dust, sawdust, debris in the joint gaps using a wire brush before application. Add 6-7 L water to 20 kg package and mix. Rest the prepared mortar for 5 minutes after mixing and mix again for 1-2 minutes before application. Fill the gaps fully with the mortar using a plastic trowel in parallel and cross motion. Remove the excess mortar from the surface with a moist sponge after waiting for 15 - 20 minutes depending on the ambient temperature. Smooth and shine with a dry cloth after the mortar is dried.

CONSUMPTION

Ceramic Size	Joint Width	Consumption
10 cm x 10 cm	3 mm, 4 mm, 6 mm	800 g/m ² , 1000 g/m ² , 1500 g/m ²
20 cm x 20 cm	3 mm, 4 mm, 6 mm	400 g/m ² , 500 g/m ² , 750 g/m ²
30 cm x 30 cm	3 mm, 4 mm, 6 mm	250 g/m ² , 300 g/m ² , 500 g/m ²

The specified consumption values are approximate. Since there will be differences based on the number of pores and holes on the surface, the precise consumption can only be determined at the end of the application.

Note: Avoid using water more than specified since it may lead to cracking, sinking and falling. Ensure the ambient temperature is between +5 °C and +30 °C. Avoid application under direct sunlight. Dampen the joint gaps before application.


TECHNICAL VALUES

Binder	Cement
Application Tools	Plastic Trowel
Decreased Water Absorbency (after 30 minutes)	≤ 5 g
Decreased Water Absorbency (after 240 minutes)	≤ 10 g
Compression Resistance	≥ 15 N / mm ²
Bending Resistance	≥ 3.5 N / mm ²
Application Time	Max. 1 hour
Hardening Time	12 hours
Time before Opening the Floor to Traffic	Min. 24 hours
Density	1,05 g/ml
Color	Fleks Fuga Color Card
Consumption	Aproximately 0,25-0,33 m ² /kg there will be differences based on the number of pores and holes on the surface

* The above specified figures are valid for 23±2 °C temperature and 50±5% relative humidity. The time shortens at hotter conditions and extends at colder conditions.

STORAGE

May be stored for an average of 1 year at a dry environment in its unopened package.



BETEK FAYFIKS

- ✘ Cement based
- ✘ Used for affixing ceramics, tiles and other coating materials
- ✘ Applied on cement-based plaster, screed and concrete surfaces
- ✘ Increased horizontal slip resistance



GLUES



BETEK PVA GLUE



PRODUCT DESCRIPTION

54% solid polyvinyl acetate-based white glue with filler that is stabilized with polyvinyl alcohol and surfactant.

APPLICATION SURFACES

Can be used safely in coating, fixing and backing all types of wood, chipboard, MDF.

APPLICATION

Clean all types of dust, oil and dirt on the application surface. Ensure the surface temperature and the ambient temperature are above +5°C during application. Apply the glue in an amount that overflows from the edges of the application surface and wipe the overflowing product with a damp cloth. Fix after waiting maximum 10 minutes. The product is ready-to-use. Do not add any water. Close the lid of the package firmly after the application. Applied with brush or roller. After application, all used tools should be cleaned with water. Avoid using any rusty tool.

DRYING TIME

Varies between 0.5 to 2 hours depending on the thickness of the applied film, the type of the application surface, the temperature and the humidity of the environment.

STORAGE

Can be stored for 1 year provided that its package is unopened and it is in a 0-40°C place away from sunlight. Protect from frost.

TECHNICAL VALUES

Binder	Polyvinyl Acetate
Application Tools	Brush, roller
Drying time	30 min-2 h
Appearance	White
Solid Ratio*	54%
pH	7,0 ± 1,0
Viscosity**	12500 ± 2500 mPa.s
MFFT	5 ± 1
Density	1,25 g/ml
Consumption	4,5-6,6 m ² /kg depending on the thickness of the applied film and the application surface.

*3 hours in 110°C-115°C

**Brookfield LVDV-II +, 20°C, Spindle 3/20 rpm

BETEK TRANSPARENT GLUE



20 kg



PRODUCT DESCRIPTION

45% solid polyvinyl acetate emulsion without filler that is stabilized with polyvinyl alcohol and surfactant.

APPLICATION SURFACES

Can be used safely in fixing wood, paper, coating etc., and especially in wood industry as framework glue since it forms a transparent film layer after it dries.

APPLICATION

Clean all types of dust, oil and dirt on the application surface. Ensure that the surface temperature and the ambient temperature are below +5°C for transparent glue (winter) and +10°C for transparent glue (summer). Apply the glue in an amount that overflows from the edges of the application surface and wipe the overflowing product with a damp cloth. Fix after waiting maximum 10 minutes. The product is ready-to-use. Do not add any water. Close the lid of the package firmly after the application. Applied with brush or roller. After application, all used tools should be cleaned with water. Avoid using any rusty tool.

DRYING TIME

Varies between 0.5 to 2 hours depending on the thickness of the applied film, the type of the application surface, the temperature and the humidity of the environment.

STORAGE

Can be stored for 1 year provided that its package is unopened and it is in a 5-40°C place away from sunlight. Protect from frost.

TECHNICAL VALUES

Binder	Polyvinyl Acetate
Application Tools	Brush, roller
Drying time	30 min-2 h
Appearance	White
Solid Ratio*	45%
pH	4,5 ± 0,5
Viscosity**	14000 ± 2000 mPa.s
MFFT	5 ± 1
Density	1,07g/ml
Consumption	4,5-6,7 m ² /kg depending on the thickness of the applied film and the application surface.

*3 hours in 110°C-115°C

**Brookfield LVDV-II +, 20°C, Spindle 3/20 rpm

BETEK PARQUET ADHESIVE

30 kg



PRODUCT DESCRIPTION

67% solid polyvinyl acetate emulsion with filler that is stabilized with polyvinyl alcohol and surfactant.

APPLICATION SURFACES

Developed specifically for affixing parquets to concrete floor. Enables odorless work since it does not contain any solvents.

APPLICATION

Clean all types of dust, oil and dirt on the application surface. Ensure the surface temperature and the ambient temperature are above +10°C during application. Apply the glue in an amount that overflows from the edges of the application surface and wipe the overflowing product with a damp cloth. Fix after waiting maximum 10 minutes. The product is ready-to-use. Do not add any water. Close the lid of the package firmly after the application. Apply the glue to the surface with toothed trowel. After application, all used tools should be cleaned with water. Avoid using any rusty tool.

DRYING TIME

Varies between 0.5 to 2 hours depending on the thickness of the applied film, the type of the application surface, the temperature and the humidity of the environment.

STORAGE


Can be stored for 1 year provided that its package is unopened and it is in a 0-40°C place away from sunlight.

TECHNICAL VALUES

Binder	Polyvinyl Acetate
Application Tools	Toothed trowel
Drying time	30 min-2 h
Appearance	Pink
Solid Ratio*	67%
pH	7,0 ± 1,0
Viscosity**	40000 ± 10000 mPa.s
MFFT	10 ± 1
Density	1,37 g/ml
Consumption	0,6-1 m ² /kg depending on the thickness of the applied film and the application surface.

*3 hours in 110°C-115°C

**Brookfield LVDV-II +, 20°C, Spindle 3/20 rpm



THERMAL INSULATION

ПОКРЪВ - ТЕПЛОТЪНЕМ
СТЕНА - ТЕПЛОТЪНЕМ
ЛОГПАНА - PVC

ПРЕРАБОТКА НА ПИДЕЛИКОВИ МЕСО,

BETEK-TECT SIYAM INSULATION BOARD



PRODUCT DESCRIPTION

Betektect Siyam Insulation Board is a carbonized polystyrene-based thermal insulation plate.

SPECIFICATIONS

- Thermal conductivity coefficient of $\lambda D = 0.032$ W/mK.
- High water vapor permeability ($\mu=20-40$). Prevents humidity, moisture and mold in structures.
- Ability to stand all mechanical loads in structures. Prevents the formation of plaster, paint and coating cracks resulting from expansion, shrinkage and wall wearing.
- Reaches perfect size balance by resting after production according to the standards and has no risk of size/angle shift in time.

STORAGE

Store at a cool and ventilated environment away from direct sun light and substances like solvents and thinners.

TECHNICAL SPECIFICATIONS

	BETEK THERMAL INSULATION BOARD	UNIT	CLASS
Thermal Conductivity Coefficient (λ)	0,032	W/mK	
Tensile Strength Perpendicular to Surface	>100	kPa	TR 100
Compressive Strength at 10% Deformation	>60	kPa	CS(10)/70
Length Tolerance	± 2	mm	L2
Width Tolerance	± 2	mm	W2
Thickness Tolerance	± 2	mm	T2
Size/Angle Tolerance	± 2	mm/m	S2
Dimensional Stability			
23 °C, 50% relative humidity	$\pm 0,2\%$		DS(IN)2
48 hours, 70 °C, 50% relative humidity	1%		DS(70,-)1
Long Term Water Absorption			
1 year in full immersion	< 5%		WL(T)5
Partial immersion	< 0.5	kg/m ²	
Water Vapor Diffusion Resistance Coefficient	20-40	μ	
Fire Endurance	Hard to inflame.		B1
			E
Dimensions	50 x 100	cm	
Thickness	2,3,4,5,6,7,8,9,10	cm	

BETEK-TECT ANGORA INSULATION BOARD



PRODUCT DESCRIPTION

Betektect Angora Insulation Board is a polystyrene-based thermal insulation plate.

SPECIFICATIONS

- Thermal conductivity coefficient of $\lambda D = 0.040$ W/mK.
- High water vapor permeability ($\mu=20-40$). Prevents humidity, moisture and mold in structures.
- Ability to stand all mechanical loads in structures. Prevents the formation of plaster, paint and coating cracks resulting from expansion, shrinkage and wall wearing.
- Reaches perfect size balance by resting after production according to the standards and has no risk of size/angle shift in time.


STORAGE

Store at a cool and ventilated environment away from direct sun light and substances like solvents and thinners.

TECHNICAL SPECIFICATIONS

	BETEK THERMAL INSULATION BOARD	UNIT	CLASS
Thermal Conductivity Coefficient (λ)	0.040	W/mK	
Tensile Strength Perpendicular to Surface	>100	kPa	TR 100
Compressive Strength at 10% Deformation	>60	kPa	CS(10)/70
Length Tolerance	± 2	mm	L2
Width Tolerance	± 2	mm	W2
Thickness Tolerance	± 1	mm	T2
Size/Angle Tolerance	± 2	mm/m	S2
Dimensional Stability			
23 °C, 50% relative humidity	$\pm 0.2\%$		DS(IN)2
48 hours, 70 °C, 50% relative humidity	1%		DS(70,-)1
Long Term Water Absorption			
1 year in full immersion	< 5%		WL(T)5
Partial immersion	< 0.5	kg/m ²	
Water Vapor Diffusion Resistance Coefficient	20-40	μ	
Fire Endurance	Hard to inflame.		B1
			E
Dimensions	50 x 100	cm	
Thickness	2, 3, 4, 5, 6, 7, 8, 10	cm	

BETEK THERMAL INSULATION ADHESIVE



- It enables polystyrene-based and rock wool plates to adhere to mineral surfaces strongly
- Thanks to the high and healthy polymers in its formula; it is
 - Secure
 - Flexible
 - High adherence performance
- Its long term resistance to external weather conditions is proven with hydrothermal wall tests
- It has high water vapor permeability
- It has superior workability and application quality

PRODUCT DESCRIPTION

Betek Thermal Insulation Adhesive is a cement-based special adhesive that is used in fixing thermal and sound insulation materials like polystyrene-based and rock wool plates on mineral-based surfaces like concrete, plaster, brick, gas concrete panel in interior and exterior spaces.

SURFACE PREPARATION

Ensure that the surface is smooth, clean, dry, matte enough to allow adhesion, strong and self-supporting. Start the application of Betek Thermal Insulation Adhesive minimum 4 weeks after the application of sub-plaster or rough-cast. Dampen especially the absorbent surfaces like gas concrete during the application. Scrape the blistering and flaking sections of the old painted surfaces, and fill the cracks on the surface with BETEK STAKO and BETEK STAKO 0 repair mortars. Notch the old painted surfaces to prepare them for holding the product.

MORTAR PREPARATION

Add clean and cold water into Betek Thermal Insulation Adhesive slowly, and mix for approximately 10 minutes with a low speed mixer until the mixture is free from pellets. Adjust the required water amount according to the weather conditions. Rest the mixture for 5 minutes and mix again. Readjust the consistency by adding water, if required. Consume the prepared mixture within 2-2.5 hours according to the weather conditions. Do not reuse the hardened material by reconstituting.

APPLICATION

Apply Betek Thermal Insulation Adhesive on prepared surfaces as 3 trowel sized points with equal distances at the center and as a 4-5 cm thick line along the edges of the insulation plate. Notch with 8x8 mm toothed steel trowel on smooth surfaces. If the plate is rock wool, the plate can be primed by applying adhesive on its edges and central points as a thin layer. After this step, standard adhesive application can be performed. Avoid applying adhesive on sides of the plates. Adjust the thickness of the adhesive layer based on the smoothness of the application surface. Affix the plates upwards by applying slight pressure on the application surface starting from the subbasement profile at the bottom in a way that each one contacts the other. Avoid overlapping the joints of insulation plates and place the plates irregularly. Ensure to create a leveled

TECHNICAL VALUES

Binder	Cement	
Application Tools	Toothed steel trowel	
Fully dryness	2-3 days	
Adhesion (On mineral surface)	>0.30 N/mm ²	
Adhesion (On polystyrene surface)	>0.08 N/mm ²	EN 13494
Density	1,30g/ml	
Color	Gray	
Consumption	0,25 m ² /kg may vary depending on the surface and application conditions.	

surface by pressing firmly with the help of a floating rule. Ensure that the ambient and surface temperatures are between +5 °C and +30 °C during application and drying. Avoid application under conditions including direct sunlight, rain and strong winds. Protect the product from freezing until set. Clean the utilized tools thoroughly with water after application.

BLENDING

Blend 25 kg Betek Thermal Insulation Adhesive with 5 to 6 L water depending on the weather conditions.

DRYING TIME

The plates are dowelled and the top coat application is initiated minimum 24 hours after they are fixed. Full-dryness: 2-3 days Since drying occurs physically with the evaporation of water, low temperature and high relative humidity lengthens this period.

STORAGE

May be stored up to 6 months in dry form in its unopened package protected from humidity.

BETEK THERMAL INSULATION PLASTER



- It provides strong adhesion ability to polystyrene-based and rock wool plates
- Thanks to the high and healthy polymers in its formula; it is
 - Secure,
 - Flexible
 - Resistant to impacts
 - High adherence performance
- It absorbs the tensions and vibrations resulting from temperature differences and thus minimizes the risk of cracking thanks to the fibers in its formula
- Its long term resistance to external weather conditions is proven with hydrothermal wall tests
- It has high water vapor permeability
- It has high water vapor permeability
- It has superior workability and application quality

PRODUCT DESCRIPTION

Betek Thermal Insulation Plaster is a cement-based, fiber-added special plaster that is used in applying white coat on thermal and sound insulation materials like polystyrene-based and rock wool plates in interior and exterior surfaces besides fixing these materials, and that increases the strength of the surface with mesh application.

SURFACE PREPARATION

The surface must be smooth, dry, clean, secure and self-supporting.

MORTAR PREPARATION

Add clean and cold water into Betek Thermal Insulation Plaster slowly, and mix for approximately 10 minutes with a low speed mixer until the mixture is free from pellets. Adjust the required water amount according to the weather conditions. Rest the mixture for 5 minutes and mix again. Readjust the consistency by adding water, if required. Consume the prepared mixture within 2-2.5 hours according to the weather conditions. Do not reuse the hardened material by reconstituting.

APPLICATION

Fasten the thermal and sound insulation materials like glued polystyrene-based and rock wool plates with dowels after min. 24 hours. Install the profiles and particularly building corners, corners of openings like windows and doors, and joint gaps. Apply Betek Thermal Insulation Plaster on thermal insulation plates in 4 mm thickness using a 10x10 mm toothed steel trowel. Press alkali resistant mesh (160 g/m²) 1-1.5 mm in a way that it will be close to the exterior surface with a trowel before the plaster is fully dry by overlapping the meshes by 10 cm, level the plaster surface. Reinforce window and door corners with crosswise mesh. Ensure that the ambient and surface temperatures are min. +5 °C and max. +30 °C during application and drying. Avoid application under conditions including direct sunlight, rain and strong winds. Protect the product from freezing until set. Protect the application against rain or wetting due to various reasons until fully-dry. Damp the surface regularly with spraying method (using unpressurized water) to prevent the sudden loss of water and enable healthy settling of the plaster in cases where the ambient and surface temperatures exceeds +25 °C. Clean the utilized tools thoroughly with water after application. Cover the surface before it is exposed to extreme dew, humidity and precipitation.

TECHNICAL VALUES

Binder	Cement	
Application Tools	Toothed steel trowel	
Surface dryness	1 day	
Fully dryness	2-3 days	
Adhesion (on polystyrene plate)	> 0.08 N/mm ²	EN 13494
Water Absorption	< 0.1 kg/m ² .h ^{0.5}	EN 1062-3
Impact Resistance	> 2 joule	EN 13497
Density	1,30g/ml	
Color	Grey, white	
Consumption	0,25 m ² /kg may vary depending on the surface and application conditions.	

BLENDING

Blend 25 kg Betek Thermal Insulation Plaster with 6 to 7 L water depending on the weather conditions.

STORAGE

May be stored up to 6 months in dry form in its unopened package protected from humidity.

BETEK ACRYLIC THERMAL INSULATION ADHESIVE



- ✘ High adhesion strength
- ✘ Ready to use
- ✘ Low wastage since the excess material can be used again
- ✘ Water tightness
- ✘ Flexibility

PRODUCT DESCRIPTION

Betek Acrylic Thermal Insulation Adhesive is an acrylic-based, ready-to-use thermal insulation adhesive with superior impact resistance and watertightness that can be used for safe adhesion of thermal and sound insulation materials such as polystyrene-based and rock wool plates ideally to wood and prefabricated surfaces.

SURFACE PREPARATION

Ensure the surface is clean, dry, secure and free from any substance that may prevent adhesion. Use anti-rust or Astarix Surface Primer on sheet surfaces depending on the material specifications.

APPLICATION

Apply Betek Acrylic Thermal Insulation Adhesive on thermal insulation plates in 2.5 - 3.0 mm thickness using a 8x8 toothed steel trowel. Ensure that the ambient and surface temperatures are between +5 °C and +30 °C during application and drying. Avoid application under conditions including direct sunlight, rain and strong winds. Protect the product from freezing until set.

THINNING

Ready to use. Do not thin.

DRYING TIME

Fully dries in 3 to 5 days based on the environmental conditions and the tooth size of the trowel.


TECHNICAL VALUES

Binder	Acrylic
Thinner	Ready to use
Application Tools	Toothed steel trowel
Fully dryness	3-5 days
Adhesion (on wood)	≥ 0.60 N/mm ²
Adhesion (on polystyrene plate)	≥ 0.10 N/mm ²
Density	1,62 g/ml
Color	White
Consumption	0,25-0,28 m ² /kg may vary depending on the surface and application conditions.

STORAGE

May be stored for 6 months a in its unopened package at a cool environment protected against frosting. at a cool environment protected against frosting.

BETEK ACRYLIC THERMAL INSULATION PLASTER



- ✘ Silicone-added
- ✘ Ready to use
- ✘ Low wastage since the excess material can be used again
- ✘ Water tightness
- ✘ Flexibility
- ✘ Superior impact resistance
- ✘ High breaking elongation
- ✘ Good tensile strength
- ✘ Superior workability and application

PRODUCT DESCRIPTION

Betek Acrylic Thermal Insulation Plaster is a acrylic-based, silicone-added, ready-to-use liquid insulation plaster with superior impact resistance and watertightness that can be used in surface repair of thermal and sound insulation materials like polystyrene-based and rock wool plates, and self-supporting paints and primers.

SURFACE PREPARATION

Ensure that there is no bulge on polystyrene-based and rock wool plate surface, sand and clean the sand dust if any.

APPLICATION

Fasten the thermal and sound insulation materials like glued polystyrene-based and rock wool plates with dowels after min. 24 hours. Install the profiles and particularly building corners, corners of openings like windows and doors, and joint gaps. Apply Betek Acrylic Thermal Insulation Plaster on thermal insulation plates in 4 mm thickness using a 8x8 mm toothed steel trowel. Press alkali resistant mesh (105 g/m²) 1-1.5 mm in a way that it will be close to the exterior surface with a trowel before the plaster is fully dry by overlapping the meshes by 10 cm, level the plaster surface. Reinforce window and door corners with crosswise mesh. Ensure that the ambient and surface temperatures are min. +5 °C and max. +30 °C during application and drying. Avoid application under conditions including direct sunlight, rain and strong winds. Protect the product from freezing until set. Protect the application against rain or wetting due to various reasons until fully-dry. Clean the utilized tools thoroughly with water after application.

THINNING

Ready to use. Do not thin.

DRYING TIME (AT 20°C, 65% RH)

Surface dryness: 24 hours
Fully dryness: 3 days.
Low temperature and high humidity lengthens drying time.

TECHNICAL VALUES

Binder	Acrylic
Thinner	Ready to use
Application Tools	Toothed steel trowel
Surface dryness	24 h
Fully dryness	3 days
Adhesion (on polystyrene plate)	≥ 0.1 N/mm ²
Vapor Permeability (Sd)	< 0.8 m
Water Absorption	< 0.02 kg / (m ² .h ^{0.5})
Density	1,72 g/ml
Color	White
Consumption	0,25-0,28 m ² /kg may vary depending on the surface and application conditions.

STORAGE

May be stored for 6 months a in its unopened package at a cool environment protected against frosting.

BETEK-TECT 135

3,00 mm



PRODUCT DESCRIPTION

Cement-based, light, fiber-reinforced top coat interior and exterior coating that creates a natural texture on the surface.

APPLICATION SURFACES

Used safely on finish plaster, smooth rough-cast, concrete, gas concrete or on old self-supporting silicate or acrylic-based paints for refreshing or on thermal and sound insulation materials like polystyrene-based and rock wool plates.

SURFACE PREPARATION

Ensure the surface is clean, dry and secure. Apply at least 48 hours after applying Betek Thermal Insulation Plaster with 4mm thickness so that the plaster is completely dry. Apply Betek Primer. Cover porous and absorbent surfaces like gas concrete with Betektect 135 (3.00 mm) only after priming with a thin layer using thermal insulation plaster. Ensure the old paint adherence is full for applications on old painted surfaces.

MORTAR PREPARATION

Add clean and cold water into Betektect 135 (3.00 mm) slowly, and mix for approximately 10 minutes with a low speed mixer until the mixture is free from pellets. Rest the mixture for 5 minutes and mix again. Readjust the consistency by adding water, if required. Adjust the required water amount according to the weather conditions. Mortar can be mixed with suitable mixing machine and applied to the surface by spraying. Be careful not to corrode the particles inside the product while mixing with machine. Use equal amounts of water for each mortar party. Otherwise pattern and shade may differ. Consume the prepared mixture within 2 hours according to the weather conditions. Do not reuse the hardened material by reconstituting.

BLENDING

Blend 25 kg Betektect 135 (3.00 mm) with 6 to 6.5 L water depending on the weather conditions.

Note: There may be differences in the shades of the products due to ambient temperature, surface absorbing capacity, amount of water, mixing period, primer of the application surface and different production batches. Betektect Primer must be used in all coating applications. The primer that you will use can be colored approximately with Betekmatic tubes. The entire surface should be painted with 2 coats of Betek Exterior Paints to increase the resistance of Betektect 135 (3.00 mm) against dirt and external impacts, and to prevent shade difference. Consumption amount may differ based on pattern. Check the color before application. Buy materials based on need. If exposed to precipitation, dew and moisture until paint application, 1 unit of Betek Boxan 451 + 1 unit of water mixture should be applied to the surface before top coat paint.



25 kg



- ☒ Ideal exterior coating for thermal insulation systems with its perfect vapor permeability thanks to its cement-based special formula
- ☒ Resistant against external weather conditions and water-repellent, prevents moisture accumulation
- ☒ Easy to apply and pattern due to its light form
- ☒ Adds a natural and decorative appearance. Provides a homogeneous pattern thanks to its granule harmony
- ☒ Hides surface defects
- ☒ Ensures full compliance and high adherence to application surfaces
- ☒ No cracking and falling thanks to the fibers in its formula.
- ☒ Pure white
- ☒ Must be painted with Betek Exterior Paints that have many alternatives

TECHNICAL VALUES

Binder	Cement
Application Tools	Trowel
Surface dryness*	24 h
Fully dryness*	3 days
Compression Resistance	> 3.0 N/mm ² EN 196
Bending Resistance	> 1.5 N/mm ² EN 196
Thickness	Max. 3,0 mm
Density	1,25g/ml
Color	White
Consumption	Dry product consumption: 0,2-0,3 m ² / kg may vary depending on the surface and application conditions

*At 20 °C and 65% RH. Low temperature and high relative humidity lengthen drying time.

APPLICATION

Apply the homogeneous mixture to the surface smoothly with a steel trowel or a suitable spraying machine, and remove the excess from the surface to obtain a layer of particle thickness. Pattern the surface within maximum 10 minutes after applying Betektect 135 (3.00 mm) to the surface in a homogeneous way. Pattern with circular motions using a plastic or polyurethane trowel to obtain a fine-grained texture. Scrape the trowel surface frequently to obtain a good pattern. Use the same batch numbered products on the same surface. Ensure that sufficient amount of worker work during application to prevent overlapping on large surfaces, and ensure that product is applied without any break up to the joint ends or structure corners without leaving a gap. Abstain from applying under direct sun light, on hot surfaces heated by sunlight, during strong winds, fog and high relative humidity, and heavy rain. Use protective canvas, if required. Ensure that the sub-layer and air temperatures are min. +5 °C and max. +30 °C during application. Moisturize the surfaces regularly with spraying method (unpressurized water) to prevent sudden loss of water and reduction in strength of mineral coating at temperatures above 25 °C. Wait 24 hours for coloring the top under normal conditions.

STORAGE

May be stored up to 6 months in dry form protected from humidity.

BETEK-TECT 136

2,00 mm



PRODUCT DESCRIPTION

Cement-based, light, fiber-reinforced top coat interior and exterior coating that creates a natural texture on the surface.

APPLICATION SURFACES

Used safely on finish plaster, smooth rough-cast, concrete, gas concrete or on old self-supporting silicate or acrylic-based paints for refreshing or on thermal and sound insulation materials like polystyrene-based and rock wool plates.

SURFACE PREPARATION

Ensure the surface is clean, dry and secure. Apply at least 48 hours after applying Betek Thermal Insulation Plaster with 4mm thickness so that the plaster is completely dry. Apply Betek Primer. Cover porous and absorbent surfaces like gas concrete with Betektect 136 (2.00 mm) only after priming with a thin layer using thermal insulation plaster. Ensure the old paint adherence is full for applications on old painted surfaces.

MORTAR PREPARATION

Add clean and cold water into Betektect 136 (2.00 mm) slowly, and mix for approximately 10 minutes with a low speed mixer until the mixture is free from pellets. Rest the mixture for 5 minutes and mix again. Readjust the consistency by adding water, if required. Adjust the required water amount according to the weather conditions. Mortar can be mixed with suitable mixing machine and applied to the surface by spraying. Be careful not to corrode the particles inside the product while mixing with machine. Use equal amounts of water for each mortar party. Otherwise pattern and shade may differ. Consume the prepared mixture within 2 hours according to the weather conditions. Do not reuse the hardened material by reconstituting.

BLENDING

Blend 25 kg Betektect 136 (2.00 mm) with 6 to 6.5 L water depending on the weather conditions.

Note: There may be differences in the shades of the products due to ambient temperature, surface absorbing capacity, amount of water, mixing period, primer of the application surface and different production batches. Betektect Primer must be used in all coating applications. The primer that you will use can be colored approximately with Betekmatic tubes. The entire surface should be painted with 2 coats of Betek Exterior Paints to increase the resistance of Betektect 136 (2.00 mm) against dirt and external impacts, and to prevent shade difference. Consumption amount may differ based on pattern. Check the color before application. Buy materials based on need. If exposed to precipitation, dew and moisture until paint application, 1 unit of Betek Boxan 451 + 1 unit of water mixture should be applied to the surface before top coat paint.



25 kg



- ☒ Ideal exterior coating for thermal insulation systems with its perfect vapor permeability thanks to its cement-based special formula
- ☒ Resistant against external weather conditions and water-repellent, prevents moisture accumulation
- ☒ Easy to apply and pattern due to its light form
- ☒ Adds a natural and decorative appearance. Provides a homogeneous pattern thanks to its granule harmony
- ☒ Hides surface defects
- ☒ Ensures full compliance and high adherence to application surfaces
- ☒ No cracking and falling thanks to the fibers in its formula.
- ☒ Pure white
- ☒ Must be painted with Betek Exterior Paints that have many alternatives

TECHNICAL VALUES

Binder	Cement
Application Tools	Trowel
Surface dryness*	24 h
Fully dryness*	3 days
Compression Resistance	> 3.0 N/mm ² EN 196
Bending Resistance	> 1.5 N/mm ² EN 196
Thickness	Max. 2,0 mm
Density	1,30g/ml
Color	White
Consumption	Dry product consumption: 0,4-0,5 m ² / kg may vary depending on the surface and application conditions

*At 20 °C and 65% RH. Low temperature and high relative humidity lengthen drying time.

APPLICATION

Apply the homogeneous mixture to the surface smoothly with a steel trowel or a suitable spraying machine, and remove the excess from the surface to obtain a layer of particle thickness. Pattern the surface within maximum 10 minutes after applying Betektect 136 (2.00 mm) to the surface in a homogeneous way. Pattern with circular motions using a plastic or polyurethane trowel to obtain a fine-grained texture. Scrape the trowel surface frequently to obtain a good pattern. Use the same batch numbered products on the same surface. Ensure that sufficient amount of worker work during application to prevent overlapping on large surfaces, and ensure that product is applied without any break up to the joint ends or structure corners without leaving a gap. Abstain from applying under direct sun light, on hot surfaces heated by sunlight, during strong winds, fog and high relative humidity, and heavy rain. Use protective canvas, if required. Ensure that the sub-layer and air temperatures are min. +5 °C and max. +30 °C during application. Moisturize the surfaces regularly with spraying method (unpressurized water) to prevent sudden loss of water and reduction in strength of mineral coating at temperatures above 25 °C. Wait 24 hours for coloring the top under normal conditions.

STORAGE

May be stored up to 6 months in dry form protected from humidity.

BETEK-TECT PRIMER



- ✘ High adherence power
- ✘ Creates a special retention between the application surface and BetekTect Primer
- ✘ Prevents the dirt and stains on old surface to appear over the BetekTect Coating
- ✘ Has high coverage
- ✘ Hardens the application surface
- ✘ Reduces water absorbency of the surface
- ✘ Makes the surface homogeneous for coating

PRODUCT DESCRIPTION

BetekTect Primer is a special acrylic copolymer emulsion-based white primer with a high level of adherence.

APPLICATION SURFACES

Applied, prior to coating, onto thermal insulation systems and onto exterior and interior surfaces that may/may not have been painted or not.

APPLICATION

Surface where BetekTect Primer is to be applied should be dry and free from any dirtiness. If the surface has been previously coated with a solvent-based paint, such surface should always be de-oxidized by rubbing. BetekTect Primer will be applied directly by a brush, a roller or a sprayer onto interior or exterior surfaces that are either painted with emulsion-based paints before or never had any applications made before. Please mix before applying. Take care to have the application surface and ambient temperatures between +5°C and +30°C. Please do not apply where there is a lot of wind or on hot surfaces under direct sunlight. Recommended to be applied 1 day before BetekTect Coating application in a single coat.

Considering the tint, maximum 5% Betekmatic colorant can be added to BetekTect Primer, to ensure that it suits the color of BetekTect Coating onto which an application is to be made.

THINNING

BetekTect Primer is ready to use. May be thinned with maximum 5% clean water, where required.

TECHNICAL VALUES

Binder	Acrylic
Thinner	Ready to use
Application Tools	Brush, roller, sprayer
First Drying	1 h
Final Drying	24 h
Density	1,61g/ml
Color	White
Gloss	Matte
Consumption	2,5-4 m ² /kg in a single coat depending on the absorbency and structure of the application surface

DRYING TIME (AT 20°C, 65% RH)

First Drying: 1 hour
Final Drying: 24 hours.
Coating is applied after 24 hours.

STORAGE

May be stored for 2 years in its unopened packaging in a cool environment protected against direct sunlight and frosting.

BETEK COATING WITH SILICONE THIN GRAIN



- ✘ Maximum Water Resistance And Breathing!
- ✘ Long Lasting!
- ✘ High Adherence And Elasticity!
- ✘ Non-Fading Colors!
- ✘ Easy To Pattern And Apply Homogeneously!
- ✘ Superior Coverage!

PRODUCT DESCRIPTION

Betek Coating With Silicone Thin Grain is an acrylic-based, silicone-added, patternable, ready-to-use exterior thermal insulation system coating with increased water resistance and breathability thanks to the new generation silicone technology.

APPLICATION SURFACES

Used safely on finish plaster, smooth rough-cast, concrete, gas concrete or on old self-supporting silicate or acrylic-based paints for refreshing or on thermal and sound insulation materials like polystyrene-based and rock wool plates.

SURFACE PREPARATION

Ensure the surface is clean, dry and secure. Apply thermal insulation plaster in 4 mm thickness, wait for the plaster to fully dry for minimum 48 hours, apply BetekTect Primer, then move on to the application of Betek Coating With Silicone Thin Grain. Cover porous and absorbent surfaces like gas concrete with Betek Coating With Silicone Thin Grain only after priming with a thin layer using thermal insulation plaster. Ensure the old paint adherence is full for applications on old painted surfaces.

APPLICATION

Start application 4 to 5 days after the application of the thermal insulation plaster if Betek Coating With Silicone Thin Grain will be used in thermal insulation system. Mix the product inside the pail thoroughly with low-speed drill before application. Apply Betek Coating With Silicone Thin Grain homogeneously to the surface smoothly with a stainless steel trowel or a suitable spraying machine and remove the excess from the surface to obtain a layer at particle thickness. Pattern only after applying Betek Coating With Silicone Thin Grain homogeneously on the surface. Pattern by moving the stones with circular motions performed by pressing plastic or polyurethane trowel for a thin grain texture. Note that the used tools affect the pattern. Use the same type of trowel on same surfaces to prevent differences in the patterns. Scrape the trowel surface frequently to obtain a good pattern. Use the same batch numbered products on the same surface. Ensure that sufficient amount of worker work on this task to prevent overlapping on large surfaces, and ensure that product is applied in wet form up to the joint ends or detail corners without leaving a gap. Abstain from applying under direct sun light, on

Note: In colored Betek Coating With Silicone Thin Grain applications, definitely use BetekTect Primer. The coating primer that you will use can be colored approximately with Betekmatic tubes. Use the products with the same batch number or mix products with different batch numbers since color differences may occur due to the use of natural substances.

TECHNICAL VALUES

Binder	Acrylic
Thinner	Ready to use
Application Tools	Trowel or sprayer
Surface dryness	24 h
Fully dryness	2-3 days
Brightness	Matte
Thickness	Max. 1.5 mm
Density	1,80 g/ml
Color	Coating With Silicone Color Card
Consumption	0,4 m ² /kg may vary depending on the surface and application conditions.

hot surfaces heated by sunlight, during strong winds, fog and high relative humidity, and heavy rain. Use protective canvas, if required. Ensure that the sub-layer and air temperatures are min. +5 °C and max. +30 °C during application. Protect the surface against frost and precipitation 24 hours before and after the application. Apply 3-4 bars pressure while using machine. Ensure the nozzle size is in line with the thickness of the plaster. Ensure the product is distributed homogeneously.

THINNING

Ready to use. Do not thin.

DRYING TIME (AT 20°C, 65% RH)

Surface dryness: 24 hours
Full dryness: 2-3 days
Low temperature and high relative humidity lengthen drying time.

STORAGE

2 years in its unopened package at a cool place protected from frost.

BETEK COATING WITH SILICONE THIN LINE



- ☒ Maximum Water Resistance And Breathing!
- ☒ Long Lasting!
- ☒ High Adherence And Elasticity!
- ☒ Non-Fading Colors!
- ☒ Easy To Pattern And Apply Homogeneously!
- ☒ Superior Coverage!

PRODUCT DESCRIPTION

Betek Coating with Silicone 2,0 mm, is an acrylic-based, silicone-added, patternable, ready-to-use exterior thermal insulation system coating with increased water resistance and breathability thanks to the new generation silicone technology.

APPLICATION SURFACES

Used safely on finish plaster, smooth rough-cast, concrete, gas concrete or on old self-supporting silicate or acrylic-based paints for refreshing or on thermal and sound insulation materials like polystyrene-based and rock wool plates.

SURFACE PREPARATION

Ensure the surface is clean, dry and secure. Apply thermal insulation plaster in 4 mm thickness, wait for the plaster to fully dry for minimum 48 hours, apply Betektect Primer, then move on to the application of Betek Coating With Silicone Thin Line. Cover porous and absorbent surfaces like gas concrete with Betek Coating With Silicone Thin Line only after priming with a thin layer using thermal insulation plaster. Ensure the old paint adherence is full for applications on old painted surfaces.

APPLICATION

Start application 4 to 5 days after the application of the thermal insulation plaster if Betek Coating with Silicone Thin Line will be used in thermal insulation system. Mix the product inside the pail thoroughly with low-speed drill before application. Apply Betek Coating with Silicone Thin Line homogeneously to the surface smoothly with a stainless steel trowel or a suitable spraying machine and remove the excess from the surface to obtain a layer at particle thickness. Pattern only after applying Betek Coating With Silicone Thin Line homogeneously on the surface. Pattern by moving the stones with circular motions performed by pressing plastic or polyurethane trowel for a thin line texture. Note that the used tools affect the pattern. Use the same type of trowel on same surfaces to prevent differences in the patterns. Scrape the trowel surface frequently to obtain a good pattern. Use the same batch numbered products on the same surface. Ensure that sufficient amount of worker work on this task to prevent overlapping on large surfaces, and ensure that product is applied in wet form up to the joint ends or detail corners without leaving a gap. Abstain from applying under direct sun light, on hot surfaces heated by sunlight, during strong winds, fog and

TECHNICAL VALUES

Binder	Acrylic
Thinner	Ready to use
Application Tools	Trowel or sprayer
Surface dryness	24 h
Fully dryness	2-3 days
Brightness	Matte
Thickness	Max. 2 mm
Density	1,80 g/ml
Color	Coating With Silicone Color Card
Consumption	0,3-0,4 m ² /kg may vary depending on the surface and application conditions.

high relative humidity, and heavy rain. Use protective canvas, if required. Ensure that the sub-layer and air temperatures are min. +5 °C and max. +30 °C during application. Protect the surface against frost and precipitation 24 hours before and after the application. Apply 3-4 bars pressure while using machine. Ensure the nozzle size is in line with the thickness of the plaster. Ensure the product is distributed homogeneously.

THINNING

Ready to use. Do not thin.


DRYING TIME (AT 20°C, 65% RH)

Surface dryness: 24 hours
Full dryness: 2-3 days
Low temperature and high relative humidity lengthen drying time.

STORAGE

2 years in its unopened package at a cool place protected from frost.

BETEK-TECT FIBER MESH



- ☒ Alkali resistance
- ☒ Excellent mechanical strength
- ☒ Can be matched perfectly all major facade systems
- ☒ High dimensional stability
- ☒ 160 g/m² weight

PRODUCT DESCRIPTION

Betektect Fiber Mesh is a special coated glass-fiber mesh with 160 g/m² weight, 4x4 mesh size and alkali resistance that is used in cement based plaster applications.

SPECIFICATIONS

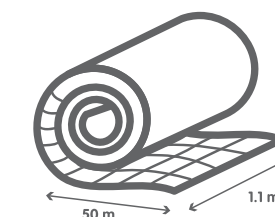
- Weight : 160 g/m² ± 5% DIN 53 854
- Strength : min. 40 N/mm (warp and weft) DIN EN ISO 13934-1
- Strength after alkaline test: min. 50% (28 days in 5% NaOH solution)
- In compliance with TS EN 13496.

APPLICATION

Betektect Fiber Mesh is pressed in a way that it will be close to the exterior surface with a trowel before the thermal insulation plaster is fully dry by overlapping the meshes by 10 cm at joints. Window and door corners are reinforced with special crosswise mesh. Cornering and window profiles are mounted. Ensure that the applied mesh is not visible on the exterior side. Complete the system with paint or top coating.

PACKAGING

50 x 1.1 = 55 m² rolls.



STORAGE

Unlimited product life excluding physical damage.

BETEK-TECT PANZER MESH



- Alkali resistance
- Provides impact resistance
- Provides reinforcement external facades
- 340 g/m² weight

PRODUCT DESCRIPTION

Betektect Panzer Mesh is a special coated glass-fiber mesh with 340 g/m² weight, 5.0 x 5.5 mesh size and alkali resistance. Used as a bearing element in surfaces requiring higher strength like entrance floors, parking areas and waste storage areas.

SPECIFICATIONS

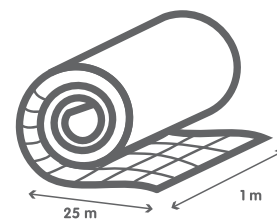
- Weight : 340 g/m² ± 5% DIN 53 854
- Strength : min. 80 N/mm (warp and weft) DIN EN ISO 13934-1
- Strength after alkaline test: min. 50% (28 days in 5% NaOH solution)

APPLICATION

Betektect Panzer Mesh (340 g/m²) is pressed in a way that it will be close to the exterior surface with a trowel before the thermal insulation plaster is fully dry by overlapping the meshes by 10 cm at joints. Window and door corners are reinforced with special crosswise mesh. Cornering and window profiles are mounted. Ensure that the applied mesh is not visible on the exterior side. Complete the system with paint or top coating.

PACKAGING

25 x 1 = 25 m² rolls.



STORAGE

Unlimited product life excluding physical damage.

BETEK PROFILES



BETEK CORNER PROFILE (ALUMINUM) 2.5 M

2.5 m stainless aluminum profile. Used for protecting building corners, window and door edges against possible mechanical damage and for smoothness of the plaster layer.

Packaging: 30 units - 75 m



BETEK MESH CORNER PROFILE (PVC) 2.5 M

2.5 m PVC mesh corner profile. Used for protecting building corners, window and door edges against possible mechanical damage and for smoothness of the plaster layer.

Packaging: 20 units - 50 m



BETEK MESH DROPPER PROFILE (PVC) 2.5 M

2.5 m PVC dropper corner profile. Used in the top edges of building openings like windows and doors. Dropper enables the water on the surface to flow directly down without penetrating into the cores of doors and windows.

Packaging: 20 units - 50 m



BETEK MESH JOINT GAP PROFILE (PVC) 3 M

3 m PVC joint gap profile. Used in the transitions of joint gaps on the thermal insulation plates. Saves labor and time, and prevents workmanship errors thanks to the glass-fiber mesh glued on the profile. Offered in two different models as 3 cm and 5 cm with 1.6 cm depth.

Packaging: 10 units - 30 m



BETEK MESH DILATION PROFILE (PVC) 2.5 M

2.5 m exclusive PVC meshed dilation profiled used on plaster in horizontal and vertical joints. Tolerates displacements up to 3 cm. Offered in two different models as 180° for exterior surfaces and 90° for interior surfaces.

Packaging: 25 units - 62.5 m



BETEK SUBBASEMENT PROFILE (ALUMINUM) 2.5 M

2.5 stainless steel subbasement profile. Used to ensure smoothness at the lower edge of thermal insulation system and create the vertical finish when required. Offered in models suitable for 3-4-5-6-7-8 cm plates.

Packaging: 10 units - 25 m

BETEK-TECT DOWELS



PRODUCT DESCRIPTION

In Betektect Thermal Insulation System, these are used to fasten Betektect Thermal Insulation Plates to the surfaces and to protect the system against wind vacuum.

APPLICATION

Open a hole in the diameter of the dowel using a drill. Place the dowel case inside this hole in a way that it is adjacent to the insulation plate and drive a plastic or steel nail depending on the surface type.

CONSUMPTION

In average, 6 dowels are used per m² provided that one dowel is placed at each corner joint of thermal insulation plate and two in the center.

BETEKTECT STANDARD DOWEL (PLASTIC NAIL)

Used at concretes, solid bricks, perforated bricks, gas concretes and solid and perforated blocks made of light concrete. On gas concrete surfaces, use of gas concrete dowel, and on brick surfaces, use of brick dowel is recommended.

Depth of fastening	:> 3 cm
Depth of hole	:> 4 cm
Diameter of drill	:8-10 mm
Diameter of dowel head	:6 cm
Length	:9.5 / 11.5 / 13.5 / 15.5 cm
Packaging	:200 units

BETEKTECT CONCRETE DOWEL (STEEL NAIL)

Used at concretes, exposed concretes, tunnel concretes, solid bricks, perforated bricks, gas concretes and solid and perforated blocks made of light concrete.

On gas concrete surfaces, use of gas concrete dowel, and on brick surfaces, use of brick dowel is recommended.

Depth of fastening	:> 3 cm
Depth of hole	:> 4 cm
Diameter of drill	:8-10 mm
Diameter of dowel head	:6 cm
Length	:9.5 / 11.5 / 13.5 / 15.5 cm
Packaging	:200 units

BETEKTECT BRICK DOWEL (PLASTIC NAIL)

Provides higher strength in perforated bricks and perforated surfaces with its special nibbed design.

Depth of fastening	:> 7 cm
Depth of hole	:> 8 cm
Diameter of drill	:10 mm
Diameter of dowel head	:6 cm
Length	:13.5 / 15.5 cm
Packaging	:200 units

BETEKTECT GAS-CONCRETE DOWEL (PLASTIC NAIL)

Provides higher strength in gas-concrete surfaces with its special nibbed design.

Depth of fastening	:> 6 cm
Depth of hole	:> 12 cm
Diameter of drill	:10 mm
Diameter of dowel head	:6 cm
Length	:11 - 14 cm
Packaging	:200 units

BETEKTECT OSB DOWEL (NO NAIL)

Exclusively manufactured to be used in Osb and similar prefabricated surfaces. Since the diameter, size of the nail has to change depending on the surface, Betektect OSB Dowel has no nail.

Diameter of dowel head	:6 cm
Length	:2.5 cm

BETEKTECT ROCKWOOL DOWEL STAMP

Can be used with all Betektect Dowels in thermal insulation plate applications in exterior thermal insulation systems. Provides excellent grip by extending compression area of the dowels.

Diameter of dowel head	:9 cm
------------------------	-------

INTERIOR WARNINGS

Transparent Primers: Apply Betek Primer or Betek 1/7-1/10 Concentrated Primer on absorbing interior surfaces and high dust generating surfaces like plaster, lime, whitewash and aerated concrete (interior-exterior) as a single coat without combing and polishing. A glassy surface will be formed when you apply these primers to the old painted (water-solvent painted) surfaces without high dust generation and surfaces with glue / paste. Coverage, cracking and/or adherence issues can be seen on these created surfaces even though you apply the final coat 7-8 times. In such a case, continue sanding and scraping until the glassy layer is fully removed.

Pigment Primers: Use Betek Primer as primer/transition primer on wall surfaces that are both primed and painted with water-solvent based paints. Since the binder will be absorbed when such primers are applied to absorbing and high dust generating surfaces like plaster, lime, whitewash and aerated concrete, there will be dusty appearance on the surface and problems will be seen.

Pasted Surfaces: Apply transparent primers without combing/polishing (by rolling the roller downwards once) on absorbing and high dust generating surfaces like plaster, lime, whitewash and aerated concrete if the wall surfaces will be corrected with a paste. Then Apply the ready-to-use paste (the surface must be leveled with a paste that is compatible with bottom and top coat paint), continue with a pigment primer and move on to the final coat of paint. Notch the surface frequently if plaster will be applied on an old paint. Otherwise, avoid applying plaster directly on paint. If applied, the final paint coat will fall along with the plaster.

Lime and Loose Layer Cleaning: Clean the old paint layers that cannot hold themselves and absorbing surfaces like lime under the paint using a wire brush, scraper and/or spiral. Or clean using a water jet with maximum 250 bars after making a trial. Do not forget to make a sample test for water jet or sanding methods. Otherwise, high pressure may damage the surfaces and lead to significant repair and correction needs.

EXTERIOR WARNINGS

Surfaces requiring Paste:

For cement-based surfaces that will be painted for the first time, mix Betek Exterior Paste with fresh white/gray cement and water mixture that is equal to 20% of its weight. Apply the mixture directly on cleaned and moisturized plaster/concrete surfaces. For old painted surfaces, apply a single coat of exterior paint primer before paste. Move on with painting after applying repair paste and paint primer once again. Ensure the ready-to-use pastes are applied maximum 1 mm thick in order to prevent cracking and slumping.

Surfaces requiring Repair Mortar:

Apply Betek Stako for 0-10 mm surface leveling and correcting. Recommended to use 1 kg Betek 1 + 4 kg Water for thinning. Apply glass-fiber mesh with 10 cm width along the crack if the crack continues as a straight line on the surface and with 10 cm at all joints throughout the surface if there are numerous cracks on the surface. Ensure the glass-fiber mesh is applied as close to the exterior surface as 1/3 of the total thickness of the surface correction and leveling material. Protect the surfaces from extreme dew and rain especially during the period between cement-based surface correction and repair paste application and final coat. Otherwise, white spots will be formed. In such a case, moisture the surface with a car wash brush and apply 1 unit of water-based siloxane base surface impregnated material + 1 unit of water mixture.

IMPERMEABILITY BAND



15 x 8 mm and 18 m length, acrylic processed structure, water repellent insulation band. It is used in high risky water leak points of roof frames, window frames and sills on thermal insulation system.

GROUND PREPARATIONS

GROUND PREPARATIONS

First of all, it is required to identify the existing problems related to the building where application will be made, its surface condition and architectural detail mistakes. It is necessary for the exterior surfaces to examine the entire surface conditions starting from the roof of the building to the ground and basement floors and to perform the following controls for this purpose:

For building roofs details:

- Is the building roof terrace closed or open?
- Have the terrace isolation precautions been taken?
- Whether the roof gutters are concealed gutter or gutter system installed from outside?
- Have isolation measures been taken in concealed gutter?
- Are the downspouts sturdy? Is there any leak?



- Is there wall coping with drip on both side or dripstone on concealed gutter parapet?



For building facade details:

- Is there any dust, dirt, oil and similar material that will prevent paint from adhering to the surface on facade?



- Are there weak plaster layers and cracks on the facade surface of the building?



- Is there any rust bleeding caused by insufficient concrete cover on exposed concrete and similar surfaces?



- Are window sills available?
- Do window sills extend enough from the facade surface, do they have drips?
- Are there openings at the joints of window sill - window joinery - wall?



- Have waterproofing measures been taken under the flooring in the open balconies of the building, are there any swelling of paint, salt efflorescence and similar problems related to this in balcony areas? How are the situations of filter drains, skirting joints or flooring? How is the situation of the balcony marble window sills? Are they protruding from both sides? Do they have drips?



- Are there any problems arising from building installations? Is there any water leakage from wet areas such as kitchen, bathroom, and water closet?



For footings and ground condition details:

- Is there any water rising from the ground through footings?
- Have waterproofing measures been taken in building foundations?



For interior wall details:

- What type of material is there on the interior wall surfaces?
- Are there any swelling and spills on the surfaces?
- Are there cracks in the surfaces?



- Are there any problems arising from the installations within flat? Are there any water leakages from wet areas such as kitchen, bathroom, and water closet?



SURFACE CLEANING

• One of the most important stages of a paint application without any problem is surface cleaning. The surfaces must be cleaned from dust, dirt, oil and mold, and they must be completely dry before painting.

• Surface cleaning methods

1. Scraping
2. Grinding
3. Sandpapering
4. Wire Brush
5. Pressure Water
6. Sand Blasting
7. Construction Chemicals

SCRAPING: It is the process of removal of the materials such as loose paint, PASTE and so on from the surface by using spatula or steel spatula-tipped electrical appliances.



GRINDING: It is the process of removal of the materials such as loose paint, paste and so on from the surface and removal of the burrs and threads on the surface carried out by using various grinding motors and grinding tips appropriate for the surface type.



SANDPAPERING: It is the process carried out with sandpaper having different grit sizes according to the surface type in order to delustrate mostly old painted glossy surfaces, to obtain a smooth surface for the top coats of the materials such as satin plaster, ready-to-use paste, and to remove loose paint layers from the surface. There are two types of sandpaper to be used on iron and wood. Numbers indicate the sand range of sandpaper. Large numbers are sandpapers have fine grit, and small numbers of sandpapers have coarse grit. It is recommended to use sandpapers No. 80-120 for leveling of wall paste, Sandpapers No. 120-200 for delustring of old glossy paints, Sandpapers No. 400 for sandpapering between coats in furniture group paints, primers and fillers.



WIRE BRUSH: It is used to remove the materials on weak ground with dusting behavior from the surface mechanically.



PRESSURIZED WATER: It is the process carried out as a result of spraying water to remove dust and dirt which have penetrated into the surface, also loose paint and paste layers with a certain pressure.



SAND BLASTING: It is the process carried out as a result of spraying of the special materials called as sand, looking like sand

but actually different than sand known by us and manufactured specifically for this work and having types such as silica, basalt, grit and different places of use by means of compressed air onto surfaces to be painted.

Silica: Silica sand having quite thin types is often used when a light sanding will be performed on thin sheets.

Basalt: It is a type of sand having low dusting behavior and it is usually for blasting in closed areas where sand can be used after recycling.

Grit: It is the type of sand having the lowest dusting behavior and the best blasting power. In fact, it is not sand, but iron slag.

In order to carry out blasting without any dusting, wet blasting is carried out. In this system, wet sand is sprayed onto the material being blasted with a special method during blasting, therefore no dusting occurs. Wet blasting is preferred during removal, scraping of plaster, wall cleaning (paint scraping, removal) in construction areas or buildings within cities by means of sand blasting and during carrying out sand for blasting for ageing of marble or other natural stone surfaces.



CONSTRUCTION CHEMICALS: It is preferred to perform cleaning on ornate damaged surface having high artistic and historical value by using this technique. The chemical impregnated pulp is applied to the surface. After waiting for a certain period of time, it is washed with plenty of water. If the desired cleaning cannot be achieved with the initial application, according to protection condition of the surface, the same process can be repeated several times. It must be noted that washing procedure must be performed after each application in order to prevent damage to the surface by the chemical used.

SELECTION AND PREPARATION OF PASTE

It is necessary to select and prepare the suitable repair and surface leveling putties according to the surface defects before application of primer and paint.

FOR BUILDING FACADES;

• Facade Paste can be applied for a surface finish of 0 – 1 mm. In practice; Portland cement in an amount of 20% of the paste weight is tempered in a separate to have a fluent and dense consistency and then added into the paste and applied onto the surface after mixing. If leveling will be carried out on old painted surfaces with paste, cement is not added, but facade primer is applied both before and after paste application.

• Betek Stako 0 + Betek Latex for a crack and surface thickness of 3-10 mm

• For a crack and surface thickness of 3 – 10 mm, Betek Stako + Betek Latex must be applied along the crack in a thickness of at least 10 cm together with 160 g/m² Betek Fiber Mesh having high tensile strength. In order to avoid surface elevation difference, it is recommended to open the surface across the width of the mesh and the depth of the leveling paste.

• For breaking away of pieces larger than 1 cm from the surface, it is recommended to use the plaster prepared by adding Betek Latex in a ratio of 10% of the cement amount into the mortar.

FOR INTERIOR WALLS;

• If there are plaster, concrete and similar cement based surfaces on the interior walls, the application carried out for repair on facade can be carried out.

• If the surface is requested to be smooth, satin plaster or ready-to-use acrylic paste can be applied to the complete surface.

Appropriate primers must be used both before and after ready-to-use putties (Betek Interior Paste).

SUB-SURFACE PREPARATION ON WOOD SURFACES;

Topics to be considered constructively

• Wooden parts must be at an angle to prevent water remaining on the surface,

• The edges must be rounded to a radius of 2 mm. There must be no sharp edges,

• Junction points must be constructed to prevent the ingress of water. There must be no glue residue,

• It must be protected from moisture during storage before installation,

• If there are loose knots on the surface, they must be removed and repaired,

• The materials preventing breathing such as linseed oil, paste, filling varnish must not be applied on the surfaces.

• In order to minimize the risk of turning for facade coating materials, a single application must be carried out for their rear surfaces.

NEW WOOD SURFACES:

- If wood has knots and resin flows, they must be cleaned with Cellulosic Thinner before carrying out applications on raw wood.
- The humidity of wood is measured and it must be ensured that it will be below 15%.
- First of all, impregnation must be applied to wood to protect it from harmful microorganisms.
- Then, varnish, paint and wood preservative can be selected according to the appearance of the top coat.



PAINTED WOOD SURFACES:

- First of all, loose paints on the surface are removed by wire brush, paint remover or heat gun.
- If the raw wood is exposed and impregnation has not been made, wood impregnation is applied.
- If the paints will not be scraped completely, old paint surface is delustrated by carrying out complete sandpapering.
- After removal of dust from the surface, primer and paint application can be carried out.



SUB-SURFACE PREPARATION ON METAL SURFACES;

- First of all, rust which has formed on the surface is cleaned with a wire brush or sandpaper. It is recommended to wipe the surface with Cellulosic Thinner.
- After the surface is dry, apply anti-rust in two coats. Waiting times between the coats will be 24 hours. Each coats of anti-rust must be applied in different colors or the color of the second coat is changed a little bit by adding top coat paint in a ratio of 5% into the second coat of anti-rust. This process allows the control of the surfaces on which anti-rust has not been applied.
- If paste is required to be applied, leveling must be made by using synthetic paste after anti-rust application and then synthetic primer must be applied.



PAINT APPLICATIONS ACCORDING TO VARIOUS SURFACES

1) Paint application on exposed concrete surfaces:



a) Paint application directly on exposed concrete surfaces:

- First of all, in order to determine whether there is mold oil on exposed concrete surfaces, water is poured to the surface.
- If water remains on the surface in the form of water droplets, it means that there is mold oil.
- Mold oil is cleaned with warm water with soft soap and oil layer is removed from the surface. This process must be carried out carefully under the weather conditions with danger of frost.
- After the surface is completely dry,

For internal surfaces: After application of Betek Primer, one of our water-based paints in the required gloss class can be applied in two coats.

For external surface: One coat of primer suitable for the top coat facade paint and two coats of the top coat facade paint are applied. **b)** Application of gypsum plaster, ready-to-use paste or plaster on the exposed concrete surfaces:

- Before application, the surface must be cleaned and cleared from mold oil, if any.
- Then, in order to increase the surface adherence, Betek Contact must be applied with coral roller.
- After the surface is completely dry, gypsum or plaster application can be carried out.
- After gypsum plaster application, one of our transparent primers is applied, and after ready-to-use paste application, one of our pigmented primers is applied.
- Painting stage is started after these processes.



2) Paint application on raw plastered surfaces:



• First of all, the plaster surface must be prepared for painting. To do this, before paint and paste application, a transparent packing tape must be adhered to the surface and then removed.

• If grains of sand or cement grout remain intensely on the tape, plaster surface has a loose texture. In such a case, first this weak texture must be removed from the surface by wiping, grinding with mosaic wheels or scraping with spatula.

• If paint application is carried out before this process, intense plaster particles can be separated from the surface by friction or collision, in addition to the bad appearance, the paint cannot form enough film and different color tones or separations from the surface may be observed in this section.

After surface grinding / scraping process,

• For interior surfaces: After application of Betek Primer, one of our water-based paints in the required gloss class can be applied in two coats.

• For external surface: One coat of primer suitable for the top coat facade paint and two coats of the top coat facade paint are applied.

3) Paint application on satin plastered surfaces:

Because the satin plaster is an absorbent material having dusting behavior, before proceeding with paint and paste application on these surfaces, the surface must be primed with a suitable transparent primer absolutely.

• To such surfaces;

a) If silicon-based and / or soft matte / silky matt / semi-gloss paints will be applied, first of all Betek Gypsum Primer or Betek 1/7-1/10 Concentrated Primer is applied without sweeping (without applying paint with roll back and forth several times on the same surface, but once).

b) If plastic paints and / or matt, full matt paints will be applied, first of all 1/7-1/10 Concentrated Primer is applied without sweeping (without applying paint with roll back and forth several times on the same surface, but once).

• At the end of the drying time, one of our water-based paints in the required gloss class can be applied in two coats.

• If synthetic paint application will be carried out, one coat Betek Astarix Paint is applied after satin plaster primer. Then, one of our synthetic top coat paints in the required gloss class can be applied in two coats.



4) Paint application on whitewashed surfaces:

- Lime is a material that is definitely not advised for use by us.
- First of all, it is recommended to remove it from the surface.
- Otherwise, since the whitewash is a material having dusting behavior, before proceeding with paint and paste application on these surfaces, the surface must be primed with a suitable transparent primer.
- On such surfaces, first of all Betek Gypsum Primer or Betek 1/7-1/10 Concentrated Primer is applied without sweeping (without applying paint with roll back and forth several times on the same surface, but once).
- At the end of drying time, one of our water-based paints in the required gloss class can be applied in two coats.
- If synthetic paint application will be carried out, one coat Betek Astarix Paint is applied after satin plaster primer. Then, one of our synthetic top coat paints in the required gloss class can be applied in two coats.

5) Paint application on drywall surfaces:

If paste application will be carried out:

- Betek Primer is applied on entire surface and the ground is leveled by carrying out ready-to-use acrylic based Betek Interior Paste application at least 12 hours later.
- Betek Interior Paste is sandpapered at least 24 hours later and dust is removed from the surface.
- After application of one more coat of Betek Primer, one of our water-based paints in the required gloss class can be applied in two coats.

If paint will be applied directly without any paste:

- The surface is wiped with a damp cloth.
- After the surface is completely dry, Betek Primer is applied and one of our water-based paints in the required gloss class is applied in two coats.



6) Paint application on precast concrete panel surfaces:

If paste application will be carried out:

- For interior surfaces: Betek Primer is applied and the ground is leveled by carrying out ready-to-use acrylic based Betek Interior Paste application at least 12 hours later.
 - For external surface: Betek Exterior Paste is applied and the ground is leveled by carrying out ready-to-use acrylic based Betek Exterior Paste application at least 12 hours later.
- Paste is sandpapered at least 24 hours later and dust is removed from the surface.
 - After application of one more coat facade primer on entire surface, selected paint is applied in two coats.

If paint will be applied directly without any paste:

- First of all, suitable pigmented primer is used, and then top coat paint is applied in two coats.
- 1/7-1/10 Concentrated Primer must be used on precast concrete panel surfaces.

NOTE: Application described above is not applied on joints of precast concrete panel. Special mastics must be used at the joints of precast concrete panel and these sections must not be painted. Otherwise, cracking problem may occur at the joints.

7) Application of water-based paint on old water-based paint:

- After sub-surface preparation works are completed, one coat Betek Primer is applied.
- Then, one of our water-based paints in the required gloss class can be applied in two coats.
- If the old paint is soft matte, silky matt, semi-gloss or gloss, delustring of old paint with fine grit sandpaper is recommended.

8) Application of synthetic paint on old synthetic paint:

- First of all, the old synthetic paint must be sandpapered.
- After removing dust from the surface, Betek Astarix Paint must be applied.
- Then, one of our synthetic top coat paints in the required gloss class can be applied in two coats.

9) Paint application on surfaces with dirt and soot stains:

- In order to cover the traces of smoke, nicotine, oil, ink, markers / crayons that cannot be covered by paint application, first of all Betek Kapatan Paint which does not include lead and aromatics and has an excellent covering property is applied in two coats without thinning.
- If synthetic paint application will be performed, it can be applied directly on Betek Kapatan Paint.
- If water-based paint application will be performed, Betek Primer is applied on Betek Kapatan Paint after slightly sanding the surface. Then the water-based paint having the required gloss can be applied.



10) Paint application on iron surfaces:

- Iron surfaces react with oxygen in the air and corrode over time, and rust forms.
- In order to prevent this situation, lead-free, rust preventive Betek Antirust is applied in two coats.
- Then, synthetic paint system can be applied according to the product information on it.



11) Paint application on galvanized zinc, rigid PVC, aluminum, copper and similar surfaces:

- It is necessary to use special primers to ensure adherence of the paint on such surfaces.
- Therefore, first of all these surfaces must be cleared from dust, dirt and oil layer and slightly sanded with fine grit sandpaper.
- Then, our primer Betek Astarix Paint which has excellent adhesion property must be used in one coat on interior walls and in two coats on facades.
- Then, water-based or solvent-based paints can be applied on it according to the product information.



12) Paint application on wooden surfaces:

- If paint will be applied on raw wood, first of all protection of wood against harmful microorganisms is achieved with wood impregnation.
- a) After coloring with wood preservative, Betek Yacht Varnish must be applied optionally.
- b) Alternatively, after application of water-based facade wood primer, water-based facade wood paint is applied in desired color.
- If application will be carried out on old synthetic paint, loose paints are removed from the surface, painted surfaces are sandpapered, and then synthetic primer and paint are applied.



13) Paint application on facades that have been painted with cement based (mineral based) paint and / or have not been painted:

- First of all the whitened surfaces are cleaned with a damp car washing brush.
- Then our facade surface protecting product Betek Boxan 451 is thinned with water in a ratio of 1:1 and then applied on entire surface.
- If there is no paint on the surface, after application of Betek Boxan, facade paint primer and two coats of top coat are applied.
- If the surface is painted, after application of Betek Boxan, one coat of top coat paint is applied.



14) Protection of natural stone, pressed brick and similar surfaces against external environmental conditions:

- Betek Boxan 452 facade surface protector is applied for protection of such surfaces.
- Therefore, the surfaces remain clean and without having any damage caused by rain, sunlight and alkalies.



PRIMER PRODUCTS

**BETEK 1/7-1/10
CONCENTRATED PRIMER**
Suitable product for use:
Silicone based/Plastic paints
FEATURE
-Prevents uneven color distribution
-High penetration and adherence
-Reduces paint use and returns profit

BETEK SILAN PRIMER
Suitable product for use:
Silicone based exterior paint
FEATURE
-High adherence power
-Decreases paint consumption
-High breathability

BETEK GYPSUM PRIMER
Suitable product for use:
Silicone based paints
FEATURE
-High penetration and adherence
-Reduces paint use and returns profit
-Prevents the paint to dry early

BETEK PRIMER
Suitable product for use:
Silicone based/Plastic paints
FEATURE
-Improves adherence
-Decreases paint consumption.
-Provides homogenous absorptance
-Reduces paint use and returns profit
-High hiding power

BETEK KAPATAN
Suitable product for use:
All types of painted or unpainted surfaces
FEATURE
-Covers stains on surfaces like smudge, nicotine, grease, moisture, graffiti (paint, ink, marker/stencil, lipstick etc.) and traces of fire
-Prevents the stains to be seen from the surface
-Resistant against moisture stains, mold and chipping.

BETEK ASTARIX
Suitable surface for use: Can be used on interior and exterior iron, steel, aluminum, zinc (galvanized surfaces), hard PVC, copper, wood and surfaces made with various wood products.
FEATURE
-Anti-corrosive for iron and steel surfaces
-Resistant to weather conditions.
-Can be painted with water- or solvent-based paint.

BETEK RIL PRIMER
Suitable product for use:
Acrylic based exterior paints
FEATURE
-High penetration and adherence
-Reduces paint use and returns profit

BETEK CONTACT
Suitable surface for use: Brute concrete surfaces
FEATURE
-Improve the surface adherence
-Used as both interior and exterior primer



WOOD PRODUCT TIPS

This page helps you to choose the most effective product for the application surface quickly and simply.

Betek Wood Care
Betek Wood Care Varnished



Betek Wood Care
Betek Wood Care Varnished



Betek Synthetic Parquet Varnish
Betek Parquet Filling Varnish











Betek Impregnation Care
Betek Wood Care
Betek Wood Care Varnished



Betek Yacht Varnish



PRIMER USAGE TABLE

PRODUCT	AREA OF USE	THINNING RATE	SURFACE STATUS			CONSUMPTION (m ² /lt)	FEATURE	USED FOR
			LOW-NOT ABSORBENT	ABSORBENT-HIGH ABSORBENT	OLD PAINTED			
 BETEK GYPSUM PRIMER	INTERIOR	Ready to use	X	✓	X	8-12,5	Transparent, Water based, Interior	For silicone based top coat paints on plaster surfaces
 BETEK 1/7 - 1/10 CONCENTRATED PRIMER	INTERIOR	1:7 - 1:10 water	X	✓	X	40-65	Transparent, Water based, Interior	Plaster surfaces painted with silicone based paint
 BETEK PRIMER	INTERIOR	10%	✓	X	✓	7-10	Pigmented, Water based, Interior	Both for solvent and water based painted surfaces
 BETEK SILAN PRIMER	EXTERIOR	10%	✓	✓	✓	7-11	Pigmented, Water based, Interior	For silicone based or added paints
 BETEK AKRIL PRIMER	EXTERIOR	10%	✓	✓	✓	7-11	Pigmented, Water based, Interior	For acrylic paints
 BETEK CONTACT	INT-EXT	50%	✓	X	X	m ² /kg : 4	Water based, Interior and Exterior	For brute concrete surfaces
 BETEK ASTARIX	INT-EXT	5%	✓	X	✓	10 - 11	Effective solution	Can be used on iron, steel, aluminum, zinc (galvanized surfaces), hard PVC, copper, wood and surfaces made with various wood products
 BETEK KAPATAN	INTERIOR	Ready to use	✓	X	✓	5 - 7	Effective solution	For covering stains on surfaces like smudge, nicotine, grease, moisture, graffiti (paint, ink, marker/stencil, lipstick etc.) and traces of fire

Not: Consumption depends on the type, absorbency and structure of the application surface. Perform a controlled sample run to estimate the precise consumption.

CONSUMPTION SHEET

PRODUCT	BINDER	THEORETICAL CONSUMPTION (SINGLE COAT)		AVERAGE DENSITY ±0,05 g/ml	THINNING / MIXTURE RATIO Brush and Roller Applications	PRESSURE	SPRAYER THINNING
		m²/L	m²/ kg				
INTERIOR PAINTS&PRIMERS							
BETEKSATIN	ACRYLIC/SILICONE	13-18	-	1,38	20%	140	10
BETEK SIL	ACRYLIC/SILICONE	13-18	-	1,33	10%	140	5
BETEK MAX	ACRYLIC/SILICONE	13-18	-	1,44	20%	140	10
BETEK PLUS	STYRENE-ACRYLIC	13-17	-	1,65	25%	140	10
BETEK SUPER PLUS	ACRYLIC	13-17	-	1,65	25%	120-140	10
BETEK PRO	ACRYLIC	14-20	-	1,46	25%	120-140	10
BETEK PLASTIC	ACRYLIC	12-16	-	1,58	30%	120-140	10
BETEK ROYAL SATIN	ACRYLIC	8-12	-	1,1	-	-	-
BETEK MATIC	ACRYLIC	6-9	-	1,33	5-10%	-	-
BETEK CEILING PLASTIC	ACRYLIC	-	7-10	1,63	20%	120-140	10-15
BETEK SATIN CEILING	ACRYLIC	12-16	-	1,64	25%	120-140	10
BETEK INTERIOR PASTE	ACRYLIC	-	0,6-2	1,77	Ready to use.	-	-
BETEK 1/7-1/10 CONCENTRATED PRIMER	ACRYLIC	40-65	-	1,02	At the rate of 1/7 and 1/10	-	-
BETEK PRIMER	ACRYLIC	07-10	-	1,54	10%	140	5
BETEK CONTACT	ACRYLIC	-	4	1,5	50%	-	-
BETEK GYPSUM PRIMER	ACRYLIC	8-12,5	-	1,01	Ready to use.	-	-
EXTERIOR PAINTS&COATINGS							
BETEKSILAN	ACRYLIC/SILICONE	6-10	-	1,58	15%	140	5
BETEKSILAN PRIMER	ACRYLIC/SILICONE	7-11	-	1,47	10%	140	5
BETEKSILAN TEXTURE	ACRYLIC/SILICONE	-	0,77-1,25	1,61	Ready to use.	200	-
BETEK BOXAN 451	SILOXANE	-	2-5	1,05	Ready to use.	100-120	-
BETEK BOXAN 452	SILOXANE	-	3-6,25	0,79	Ready to use.	100-120	-
BETAKRIL	ACRYLIC	6-10	-	1,56	15%	140	5
BETAKRIL PRIMER	ACRYLIC	7-11	-	1,54	10%	140	5
BETAKRIL TEXTURE	ACRYLIC	-	0,8-1,3	1,61	Ready to use.	200	-
BETEK EXTERIOR PASTE	ACRYLIC	-	0,6-1,4	1,72	Ready to use.	200	-
SYNTHETIC PAINTS							
BETEK SYNTHETIC PAINT	ALKYD	16-20	-	1,21	10%	120-140	10
BETEK MATT SYNTHETIC PAINT	ALKYD	10-14	-	1,49	5-10%	140	10
BETEK FLOOR PAINT	ALKYD	8-12	-	0,98	5-10%	-	-
BETEK ASTARIX	ALKYD	10-11	-	1,32	5%	150	5-15
BETEK KAPATAN	THERMOPLASTIC RESIN	5-7	-	1,43	Ready to use.	-	-
BETEK ANTIRUST	ALKYD	12-14	-	1,61	5-10%	140	10-15
BETEK PAINT REMOVER	CMC	-	3,3-4,2	1,2	Ready to use.	-	-
BETEK ROAD MARKING PAINT	CHLORINATED RUBBER	-	2	1,67	-	-	-
BETEK ROAD MARKING PAINT THINNER	-	-	-	0,86	Ready to use.	-	-
BETEK SYNTHETIC THINNER	-	-	-	0,77	Ready to use.	-	-
BETEK ALUMINIUM PAINT	HYDROCARBON RESIN	9.4 m²/L (for 30 micron application)	-	0,94	10%	-	-
BETEK HAMMER METAL PAINT	ALKYD	8-12	-	0,94	Ready to use.	-	-
WOOD CARE AND IMPREGNATION							
BETEK WOOD CARE	ALKYD	8-12	-	0,85	Ready to use.	120-140	-
BETEK WOOD CARE VARNISHED	ALKYD	11-13	-	0,85	Ready to use.	120-140	-
BETEK IMPREGNATION CARE	ALKYD	8-12	-	0,8	Ready to use.	-	-
VARNISHES AND LACUERS							
BETEK YACHT VARNISH	URETHANE-ALKYD	14-18	-	0,93	5-10%	120-140	10-20
BETEK YACHT VARNISH SEMI GLOSS	URETHANE-ALKYD	14-18	-	0,91	5-10%	120-140	10-20
BETEK SYNTHETIC PARQUET VARNISH	URETHANE-ALKYD	14-16	-	0,92	1 st coat 25% - 2 nd coat 10-15%	120-140	10-15
SYNTHETIC PARQUET VARNISH SEMI GLOSS	URETHANE-ALKYD	14-16	-	0,92	1 st coat 25% - 2 nd coat 10-15%	120-140	10-15
SYNTHETIC PARQUET VARNISH MATT	URETHANE-ALKYD	14-16	-	0,93	1 st coat 25% - 2 nd coat 10-15%	120-140	10-15
PARQUET FILLING VARNISH	CELLULOSIC	8-10	-	0,94	50-100%	120-140	15
WATERPROOFING							
BETEK AQUASET	ACRYLIC	Vertical:1,33 m²/kg Horizontal:0,67m²/kg	-	1,30	Ready to use.	-	-
BETEK FIBRIOUS AQUASET	ACRYLIC	Vertical:1,33 m²/kg Horizontal:0,67m²/kg	-	1,30	Ready to use.	-	-
BETEK POLYCRETE	CEMENT-ACRYLIC	2 coats application : Avg. 0,3 m²/kg	-	1,35(powder) 1,05(liquid)	1 liquid / 2 powder	-	-
BITUMFLEKS	BITUMEN	2 coats application : 0,25-0,33 m²/kg	-	1,10	Ready to use.	-	-
BETEKSTOP	CEMENT	2 coats application : 0,25-0,5 m²/kg	-	1,25	22-24%	-	-
BEPERMO	STEARATE	330 g for 50 kg portland cement	-	0,35	-	-	-
BETEK LATEKS	LATEKS	Please check the technical sheet.	-	1,05	-	-	-
BETEK-1	-	2,5 cm plaster: 1,25-1,6 m²/kg	-	1,05	At the rate of 1/9	-	-
BETEK STAKO	CEMENT	-	0,6	1,25	20%	-	-
BETEK STAKO 0	CEMENT	-	0,5-0,6	1,25	20%	-	-
BETEK FRIOL 0	-	Please check the technical sheet.	-	1,26	1-3%	-	-
BETEK FAYFIKS	CEMENT	-	0,25-0,33	1,41	25%	-	-
BETEK FLEKS FUGA	CEMENT	-	0,25-0,33	1,05	25%	-	-
GLUES							
BETEK PVA GLUE	POLYVINYL ACETATE	-	4,5-6,6	1,25	Ready to use.	-	-
BETEK TRANSPARRENT GLUE	POLYVINYL ACETATE	-	4,5-6,7	1,07	Ready to use.	-	-
BETEK PARQUET ADHESIVE	POLYVINYL ACETATE	-	0,6-1	1,37	Ready to use.	-	-
EXTERIOR COATINGS AND PRIMER							
BETEK-TECT-135	CEMENT	-	0,28-0,3	1,25	23-27%	-	-
BETEK-TECT-136	CEMENT	-	0,4-0,5	1,30	30-40%	-	-
BETEK COATING WITH SILICONE (THIN GRAIN)	ACRYLIC	-	0,4	1,80	Ready to use.	-	-
BETEK COATING WITH SILICONE (THIN LINE)	ACRYLIC	-	0,3-0,4	1,80	Ready to use.	-	-
BETEK-TECT PRIMER	ACRYLIC	-	2,5-4	1,61	Ready to use.	-	-
ADHESIVE & PLASTERS							
THERMAL INSULATION ADHESIVE	CEMENT	-	0,22-0,25	1,30	23-27%	-	-
THERMAL INSULATION PLASTER	CEMENT	-	0,22-0,25	1,30	24-28%	-	-
ACRYLIC THERMAL INSULATION ADHESIVE	ACRYLIC	-	0,25-0,28	1,62	Ready to use.	-	-
ACRYLIC THERMAL INSULATION PLASTER	ACRYLIC	-	0,25-0,28	1,72	Ready to use.	-	-

Paint products: Consumption depends on the type, absorbency and structure of the application surface. Perform a controlled sample run to estimate the precise consumption.

Wood products: Color and consumption may vary depending on the wood type, surface state, number of coats and application method. Perform a controlled sample run to estimate the precise consumption.

Note: Since the consumption table is prepared by taking general conditions into account, in case of an insufficient detail, please contact technical staff. Otherwise the lack of information does not lay a burden on the manufacturer. The rights to change information are reserved by our company.

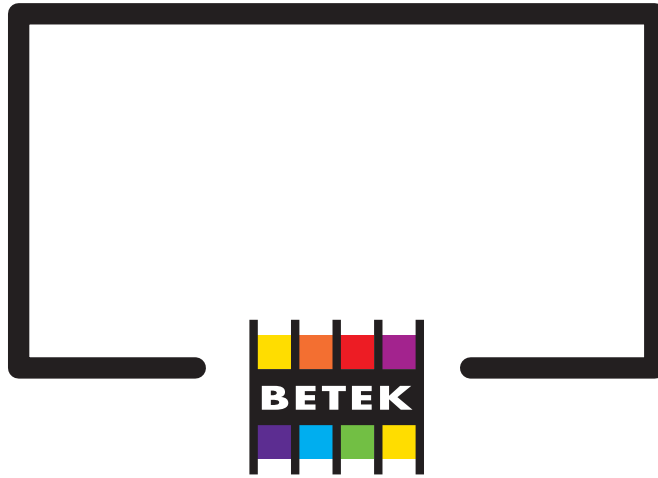


Color of
High Quality

QUICK REFERENCE GUIDE

1/7-1/10 CONCENTRATED PRIMER	30	COATING WITH SILICONE THIN LINE	122
ACRYLIC THERMAL INSULATION ADHESIVE	116	EXTERIOR PASTE	50
ACRYLIC THERMAL INSULATION PLASTER	117	FAYFIKS	99
ALUMINIUM PAINT	71	FIBRIOUS AQUASET	89
ANTIRUST	63	FLEKS FUGA	100
AQUASET	88	FLOOR PAINT	60
ASTARIX	61	FRIOL 0	98
BEPERMO	93	GYPSUM PRIMER	33
BETAKRIL	44	HAMMER PAINT	68
BETAKRIL PRIMER	46	IMPERMEABILITY BAND	126
BETAKRIL TEXTURE	48	IMPREGNATION CARE	79
BETEK CONTACT	32	INTERIOR PASTE	24
BETEK MAX	12	KAPATAN	62
BETEK PLASTIC	20	LATEKS	94
BETEK PLUS	18	MATT SYNTHETIC PAINT	58
BETEK PRIMER	31	PAINT REMOVER	70
BETEK PRO	14	PARQUET ADHESIVE	108
BETEK SATIN	8	PARQUET FILLING VARNISH	84
BETEK SIL	10	POLYCRETE	90
BETEK SUPER PLUS	16	PROFILES	125
BETEK-1	95	PVA GLUE	104
BETEK-TECT ANGORA INSULATION BOARD	113	ROAD MARKING PAINT	64
BETEK-TECT DOWELS	126	ROAD MARKING PAINT THINNER	66
BETEK-TECT FIBER MESH	123	ROYAL SATIN	34
BETEK-TECT PANZER MESH	124	SATIN CEILING	28
BETEK-TECT PRIMER	120	STAKO	96
BETEK-TECT SIYAM INSULATION BOARD	112	STAKO 0	97
BETEK-TECT-135	118	SYNTHETIC PAINT	56
BETEK-TECT-136	119	SYNTHETIC PARQUET VARNISH	82
BETEKMATIC	22	SYNTHETIC THINNER	67
BETEKSI LAN	38	THERMAL INSULATION ADHESIVE	114
BETEKSI LAN PRIMER	40	THERMAL INSULATION PLASTER	115
BETEKSI LAN TEXTURE	42	TRANSPARENT GLUE	106
BETEKSTOP	92	WOOD CARE	74
BITUMFLEKS	91	WOOD CARE VARNISHED	76
BOXAN 451	52	YACHT VARNISH	80
BOXAN 452	53		
CEILING PLASTIC	26		
COATING WITH SILICONE THIN GRAIN	121		





"All rights concerning any kind of signs, trademarks, articles, photographs, designs and visuals in this catalogue belong to Betek Boya ve Kimya Sanayi A.Ş., they cannot be used and copied partially or completely without permission. All rights of Betek Boya ve Kimya Sanayi A.Ş. arising from law of intellectual property rights and the other related regulations are reserved. (2016 / Betek Boya ve Kimya Sanayi A.Ş. / Ankara Asfaltı Hüseyin Çelik Sok. No:2, Bostancı, 34742 İstanbul / Turkey)"

Our products are manufactured in facilities in accordance with the standards of conformity certificates of TS EN ISO 9001, TS EN ISO 14001, TS 18001, TS EN ISO 50001, TS ISO 10002 TS ISO/IEC 27001.

The technical documents in this product catalogue are prepared taking general conditions into account, in case of an insufficient detail, please contact us. Otherwise the lack of information does not lay a burden on manufacturer. The rights to change information are reserved by our company. If needed, you can reach detailed information about the health-safety-transport risks and precautions of the products at MSDS.

HEAD OFFICE

Ankara Asfaltı Hüseyin Çelik Sok.
No:2 Bostancı - İstanbul - TURKEY

Phone : +90 (216) 571 10 10
Fax : +90 (216) 571 13 93

GEBZE FACTORY

Gebze Organize Sanayi Bölgesi Tembelova Alanı
3200. Sok No:3206 Gebze - Kocaeli - TURKEY

Phone : +90 (216) 571 10 10
Fax : +90 (216) 571 13 93

